

®





elmex

CONVERGING INNOVATIONS, EXPANDING SOLUTIONS




2014

THE WORLD OF ELMEX TERMINALS




CONVERGING INNOVATIONS

PLUG AND SOCKET CONNECTORS (DPSC)



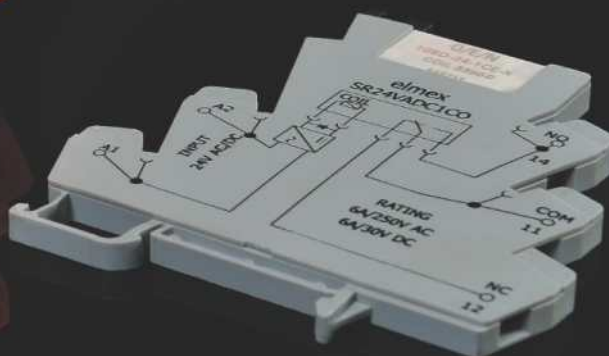

EXPANDING SOLUTIONS

CURRENT TRANSFORMERS (POLYCARBONATE CASING)



EXPANDING SOLUTIONS


SLIM RELAYS - 1 CHANGEOVER



EXPANDING SOLUTIONS

MODULAR RELAYS - 2 CHANGEOVER

NEW



EXPANDING SOLUTIONS

SOLAR CONNECTORS



PRODUCT	PAGE NUMBER	PRODUCT	PAGE NUMBER
DIN RAIL MOUNTED TERMINALS: POLYAMIDE 6.6		STUD TYPE TERMINALS (SCREW DRIVER OPERATED)	
FEED THROUGH TERMINALS		KAT M3	11
KUTM 2.5	09	KAT M3C (Shrouded Version)	11
KUT 2.5	09	KAT M4	11
KUT 4	09	KAT M4C (Shrouded Version)	11
KST 4UWS (Spring Loaded)	09	KAT M5	11
KUT 6	09	KAT M5C (Shrouded Version)	11
KST 6WS (Spring Loaded)	09	STUD TYPE TERMINALS (NUT DRIVER OPERATED)	
KUT 10	09	KBT M4	11
KUT 16	09	KBT M4C (Shrouded Version)	11
KUT 25	09	KBT M5-15	12
KUT 35	09	KBT M5-15C (Shrouded Version)	12
KUT 50	09	KBT M6	12
KUT 95	09	KBT M6C (Shrouded Version)	12
MULTIPLE OUTPUT TERMINALS (KUT SERIES)		STUD TYPE TERMINALS (SCREW & NUT DRIVER OPERATED)	
KUT 4 - 1X2	09	KABT M4	12
KUT 4 - 2X2	09	STUD TYPE TERMINALS (HINGED TYPE)	
SPRING LOADED TERMINALS		OAT 2.5	12
KULT4	09	OAT 6 / OAT 6HV	12
KULT6	09	STUD TYPE TERMINALS (ECONOMY SERIES)	
KULT1	10	KAT M3E	12
EARTH TERMINALS		KAT M4E	12
ET 4	10	KBT M4E	12
ET 6	10	KBT M5E	12
ET 10	10	FUSE TERMINALS	
ET 16	10	KUDF 4	12
ET 35	10	KUDF 4AD (With LED Indication)	12
ET 50	10	KUFH 4	12
ETDD 4N	10	KUFH 4D (With LED Indication)	12
THERMOCOUPLE TERMINALS		KUFH 4A (With LED Indication)	13
KUT 4NTCK	10	UBDF 4	13
KUT 4NTCJ	10	UBDF 4D (With LED Indication)	13
KUT 4NTCT	10	UBDF 4A (With LED Indication)	13
KUT 4NTCE	10	KUF 10	13
MULTI-LEVEL TERMINALS (DOUBLE DECK)		KUF 10D (With LED Indication)	13
KU2D 4	10	KUF 10A (With LED Indication)	13
KU2D 4S (Internally Shorted)	10	FUSE FEED THROUGH TERMINALS	
KUDD 4	10	KUDDF 4	13
MULTI-LEVEL TERMINALS (TRIPLE DECK)		KUDDF 4AD (With LED Indication)	13
DU3D 4	10	LED KIT (FOR UBDF 4)	
DU3D 4	10	PLUG & SOCKET TERMINAL	
FEED THROUGH TERMINALS (KUT-N SERIES)		PS 8M (2 Way to 8 Way)	13
KUT 2.5N	11	DPSC 5.08	13
KUT 4N	11	DPSC 7.50	13
KUT 6N	11	DISCONNECTING TERMINAL (SLIDING LINK TYPE)	
KUT 10N	11	KLTD M4	14
DOUBLE DECK TERMINALS (N SERIES)		KUTSD 6	14
KUDD 4N	11	KUTD 10	14
EARTH TERMINALS (N SERIES)		KULTD 6 (Spring Loaded)	14
ETN 4	11	OAT 6T (Hinged Type)	14
ETN 6	11	OAT 6DTS (Hinged Type)	14
ETN 10	11	OAT 6DTS - 2 Way (Hinged Type)	14

PRODUCT	PAGE NUMBER	PRODUCT	PAGE NUMBER
DISCONNECTING TERMINAL (KNIFE EDGE TYPE)		"U" SERIES TERMINALS (FEED THROUGH)	
KULTD 4	14	UBT 2.5	17
KULTD 4WS (Spring Loaded)	14	UBT 4	17
KUDT 4 - 2X2	14	UBT 6	17
KUDT 6	14	UBT 10	17
DISCONNECTING TERMINAL (POP-UP TYPE)		"U" SERIES TERMINALS (TWIN)	
KUPTD 6	14	UBT 4 TWIN	17
KUPTD 6S (Spring Loaded)	14	"U" SERIES TERMINALS (DOUBLE DECK)	
KUPDS 6	14	UBDD 4	17
POWER TERMINALS (PANEL MOUNTED)		"U" SERIES TERMINALS - EARTH	
PAT 30	15	EBT 2.5	17
PAT 100	15	EBT 4	17
PAT 150	15	EBT 6	18
PAT 250	15	EBT 4 TWIN	18
POWER TERMINALS		MICRO TERMINALS (15MM RAIL MOUNTED)	
KBT 100	15	SUT 1.5	18
DPBB 50	15	SUT 4	18
DPBB 70	15	CET 4	18
DPBB 120	15	NET 4	18
DPBB 185N	15	MBT 4	18
DPBB 240	15	SET 4	18
POWER TERMINALS (SHROUDED)		PET 4(Panel Mounted)	18
SPT 35	15	PBT M4(Panel Mounted)	18
SPT 70	15	SPRING CLAMP TERMINALS (FEED THROUGH)	
DISTRIBUTION BLOCKS		DST 2.5	18
DBK 2.5	15	DST 4	18
FDBK 8	15	DST 6	18
FDBK 1X2	15	DST 10	18
FDBK 1X4	15	DST 16	18
FDBK 1X8	16	SCT 2.5 (Side-Entry)	18
DFBK 12	16	SCT 4 (Side-Entry)	19
DBK 8	16	SCT 6 (Side-Entry)	19
DBK 1X2	16	SCT 10 (Side-Entry)	19
DBK 1X4	16	DSCT 6 (Side-Entry)	19
DBK 1X8	16	DCT 2.5-1X2	19
DBP 4-10 Way	16	DCT 2.5-2X2	19
DBM 4-10 Way	16	DST 2.5-1X2	19
DBK 150/16 - 1X2	16	DST 2.5-2X2	19
DBK 150/16 - 1X4	16	SPRING CLAMP MULTIPLE OUTPUT TERMINALS	
DBK 150/25 - 1X2	16	DSDD2.5	19
DBK 150/M6C - 1X2	16	DS3L 2.5	19
DBD 16	16	DS8L P16	19
DBD 35	16	DS8L P32	19
COMPONENT HOUSINGS		SPRING CLAMP FUSE TERMINALS	
KUDD 4 CC1 (Common Cathode 1)	16	DCF 4	19
KUDD 4 CC2 (Common Cathode 2)	16	DCF 4D (With LED Indication)	19
KUDD 4 CA1 (Common Anode 1)	17	DCF 4A (With LED Indication)	19
KUDD 4 CA2 (Common Anode 2)	17	SPRING CLAMP DISCONNECT TERMINALS	
KUDD 4 D1 (One Diode)	17	DSDPT 2.5	19
KUDD 4 R (One Resistor)	17	DSDT 2.5	19
KUDD 4 MOV (With MOV)	17	DSDT 2.5-2X2	20
KPCH 4 / KPCH 4MC	17	DCDT 4	20
KPCH 6	17	DSCDT 6	20

PRODUCT	PAGE NUMBER	PRODUCT	PAGE NUMBER
SPRING CLAMP TERMINALS (EARTHING)		STUD TYPE TERMINALS (NUT DRIVER OPERATED)	
DET 2.5 - 1x2	20	CBT M4	22
DET 2.5 - 2x2	20	CBT M5	23
DSET 4	20	CBT M6	23
DSET 6	20	CBT M6S1	23
DSET 10	20	STUD TYPE TERMINALS (SCREW & NUT DRIVER OPERATED)	
SPRING CLAMP MICRO TERMINALS		CABT M4	23
MCT 2.5MC	20	TEST-DISCONNECT TERMINALS	
SCT 2.5MC	20	CATD M4	23
SPRING CLAMP TERMINALS (PANEL MOUNTED)		CLTD M4	23
MCT 1.5	20	CSTD 6	23
MCT 2.5	20	POWER TERMINALS	
MCT 2.5P4	20	CBT 100	23
MCT 4	20	CBT 110	23
MCT 4P4	21	CBT 170	23
SPRING CLAMP TERMINALS (DIN RAIL MOUNTED)		CBT 250	23
DMCT 2.5P4	21	CBT 300	23
NEUTRAL LINKS		POWER TERMINALS (WITH TAPPED CURRENT BAR)	
KNL 4	21	CBT 110T	23
KNL 16	21	CBT 170T	23
KNL 35	21	CBT 250T	23
LIGHTING POLE TERMINALS		CBT 300T	24
LPT 225	21	"C" SERIES FEED THROUGH TERMINALS: POLYAMIDE 6.6	
LPT 235	21	CUTM 2.5	24
LPT 325	21	CUT 4	24
LPT 335	21	CUT 6	24
PCB CONNECTORS: POLYAMIDE 6.6		CUT 10	24
ECD 2	21	DOUBLE-DECK TERMINALS: POLYAMIDE 6.6	
ECD 3	21	CUDD 4	24
ECDD 2	21	CUDD 4S (Internally Shorted)	24
ECDD 3	21	PLUG & SOCKET	
PUT 2.5 (7.5mm Pitch)	21	PSC 1/5	24
PUT S2	21	ACCESSORIES	
DIN Rail Mounted Terminals: Melamine		Accessories-End Plates/Barrier Plates	25
FEED THROUGH TERMINALS		Inter - Connecting Accessories	26-27
CSTM 2.5	22	Accessories - End Clamps	27
CST 2.5	22	Accessories - Mounting Rails	27
CST 6	22	Accessories - Markers, Group Markers Warning Labels	28-29
CST 10	22	Accessories - Support for Protection Cover	29
CST 16	22	Accessories - Protective Covers	29
CST 25	22	DIN RAIL MOUNTED RELAY INTERFACE MODULES	
CST 35	22	1 Changeover	30
CST 70	22	2 Changeover	30
CST 185	22	4 Changeover	30
SPRING LOADED TERMINALS		Module with Male Sub-D Connector	31
CST 2.5WS	22	Module with Female Sub-D Connector	31
CST 6WS	22	Standard Module with IDC Connector	31
CSLT 1	22	Matrix Facility Module with IDC Connector	31
STUD TYPE TERMINALS (SCREW DRIVER OPERATED)		Relay Terminal Unit	32
CAT M3	22	Photovoltaic Solar Connector	33
CAT M4	22		
CAT M5	22		

Feed Through Terminals

KUTM 2.5



IEC 60947-7-1 : 800 V/24 A/2.5 sq mm/0.5 Nm

H41(1.61"), W42.5(1.67"), T5(0.2")
End Plate: KPNS
Shorting Link: CCLK2.5, SLC2.5N
Marking Label: KN5

KUT 2.5



IEC 60947-7-1 : 800 V/24 A/2.5 sq mm/0.5 Nm
@ : 600 V/25 A/12-20 AWG/7 Lbln

H41(1.61"), W42.5(1.67"), T6(0.24")
End Plate: KPNS
Shorting Link: CCLM2.5K, SLC4N
Marking Label: KN5.5

KUT 4



IEC 60947-7-1 : 800 V/32 A/4 sq mm/0.5 Nm
@ : 600 V/35 A/10-20 AWG/7 Lbln

H46.4(1.83"), W42.5(1.67"), T6.7(0.26")
End Plate: KPX
Shorting Link: CCLA2.5, SLC2.5
Marking Label: KN6.5

KST 4UWS

Spring Loaded



IEC 60947-7-1 : 800 V/32 A/4 sq mm/0.5 Nm
@ : 600 V/35 A/10-20 AWG/7 Lbln

H46.4(1.83"), W42.5(1.67"), T6.7(0.26")
End Plate: KPX
Shorting Link: CCLA2.5, SLC2.5
Marking Label: KN6.5

KUT 6



IEC 60947-7-1 : 800 V/41 A/6 sq mm/0.8 Nm
@ : 600 V/50 A/8-20 AWG/14 Lbln

H46.4(1.83"), W42.5(1.67"), T8(0.31")
End Plate: KPX
Shorting Link: CCLA6, SLC6
Marking Label: KN8

KST 6WS

Spring Loaded



IEC 60947-7-1 : 630 V/41 A/6 sq mm/0.8 Nm
@ : 600 V/40 A/8-20 AWG/12 Lbln

H49.8(1.96"), W42.5(1.67"), T8(0.31")
End Plate: KSP6WS
Shorting Link: CCLA6, SLC6
Marking Label: KN8

KUT 10



IEC 60947-7-1 : 800 V/57 A/10 sq mm/1.2 Nm
@ : 600 V/65 A/6-16 AWG/14 Lbln

H46.4(1.83"), W42.5(1.67"), T10(0.39")
End Plate: KPX
Shorting Link: CCLA10, SLC10N
Marking Label: KN10

KUT 16



IEC 60947-7-1 : 800 V/76 A/16 sq mm/1.2 Nm
@ : 600 V/100 A/3-12 AWG/17 Lbln

H52(2.05"), W44.5(1.75"), T12(0.47")
End Plate: KPY
Shorting Link: CCLA16
Marking Label: KN12

KUT 25



IEC 60947-7-1 : 1000 V/101 A/25 sq mm/2.3 Nm
@ : 600 V/115 A/2-10 AWG/20 Lbln

H56(2.20"), W45(1.77"), T12(0.47")
End Plate: KPT
Shorting Link: CCLA25
Marking Label: KN12

KUT 35



IEC 60947-7-1 : 1000 V/125 A/35 sq mm/3 Nm
@ : 600 V/140 A/1-14 AWG/38 Lbln

H58(2.28"), W51(2.01"), T17(0.67")
End Plate: Not Required
Shorting Link: CCLA35K
Marking Label: KN17

KUT 50



IEC 60947-7-1 : 1000 V/150 A/50 sq mm/8 Nm
@ : 600 V/150 A, 2/0-6 AWG/60 Lbln

H75.5(2.97"), W71(2.80"), T20.5(0.81")
End Plate: Not Required
Shorting Link: CCLA50
Marking Label: KN17

KUT 95



IEC 60947-7-1 : 1000 V/232 A/95 sq mm/20 Nm
@ : 600 V/230 A, 4/0-2 AWG/160 Lbln

H90(3.54"), W83(3.27"), T25(0.98")
End Plate: Not Required
Shorting Link: CCLA95
Marking Label: KN17

Multiple Output Terminals (KUT Series)

KUT 4- 1X2



IEC 60947-7-1 : 1000 V/32 A/4 sq mm/0.5 Nm

H53(2.09"), W47(1.85"), T6(0.24")
End Plate: KPM4
Shorting Link: CCLA4N, SLC4N
Marking Label: KN5.5

KUT 4 - 2X2



IEC 60947-7-1 : 800 V/24 A/4 sq mm/0.5 Nm

H53(2.09"), W67(2.64"), T6(0.24")
End Plate: KPM4
Shorting Link: CCLA4N, SLC4N
Marking Label: KN5.5

KULT 4



IEC 60947-7-1 : 1000 V/32 A/4 sq mm/0.5 Nm
@ : 600 V/35 A/10-24 AWG/7 Lbln

H58.5(2.30"), W52(2.05"), T6(0.24")
End Plate: KP5L
Shorting Link: CCLA4K, SLC4N
Marking Label: KN5.5

KULT 6



IEC 60947-7-1 : 800 V/41 A/6 sq mm/1.4 Nm
@ : 600 V/45 A/8-24 AWG/12 Lbln

H58.5(2.30"), W52(2.05"), T8(0.31")
End Plate: KP5L
Shorting Link: CCLA6K, SLC6
Marking Label: KN8

Spring Loaded Terminals

Earth Terminals

KULT 1



IEC 60947-7-1 : 1000 V/57 A/10 sq mm/1.2 Nm
 @ : 600 V/65 A/6-16 AWG/17 Lbln
 H58.5(2.30"), W52(2.05"), T10(0.39")
 End Plate: KPSL
 Shorting Link: CCLA1LK
 Marking Label: KN10

ET 4



IEC 60947-7-2 : 4 sq mm/0.5 Nm
 @ : 14-24 AWG/4.5 Lbln
 H36.0(1.41"), W40(1.57"), T6(0.24")
 End Plate: Not Required
 Marking Label: KN5.5

ET 6



IEC 60947-7-2 : 6 sq mm/0.8 Nm
 @ : 8-20 AWG/14 Lbln
 H45.5(1.79"), W43(1.69"), T8(0.31")
 End Plate: Not Required
 Marking Label: KN6.5

ET 10



IEC 60947-7-2 : 10 sq mm/1.2 Nm
 @ : 6-16 AWG/17 Lbln
 H45.5(1.79"), W43(1.69"), T10(0.39")
 End Plate: Not Required
 Marking Label: KN10

ET 16



IEC 60947-7-2 : 16 sq mm/1.2 Nm
 @ : 3-12 AWG/14 Lbln
 H52(2.05"), W45(1.77"), T12.5(0.49")
 End Plate: Not Required
 Marking Label: KN12

ET 35



IEC 60947-7-2 : 35 sq mm/3 Nm
 @ : 1-8 AWG/32 Lbln
 H63(2.48"), W58(2.28"), T16.5(0.65")
 End Plate: Not Required
 Marking Label: KN12

ET 50



IEC 60947-7-2 : 50 sq mm/8 Nm
 H76(2.99"), W71(2.79"), T20.5(0.81")
 End Plate: Not Required
 Marking Label: KN17

ETDD 4N



IEC 60947-7-2 : 4 sq mm/0.5 Nm
 H65.5(2.58"), W62.5(2.46"), T6(0.24")
 End Plate: KPDDN
 Marking Label: KN5.5

Thermocouple Terminals

KUT 4NTCK, KUT 4NTCJ, KUT 4NTCT, KUT 4NTCE



Type	Terminal	Metal Combination
'K' Type	KUT4NTCK	Chromel(Ni/Cr), Alumel(Ni/Al)
'J' Type	KUT4NTCJ	Iron(Fe), Constantan(Cu/Ni)
'T' Type	KUT4NTCT	Copper(Cu), Constantan(Cu/Ni)
'E' Type	KUT4NTCE	Chromel(Ni/Cr), Constantan(Cu/Ni)

IEC 60947-7-1 : 400 V / 5A / 4 sq mm/0.5 Nm
 H51(2.01"), W44.25(1.74"), T12(0.48")
 End Plate: KPXN
 Marking Label: KN5.5

Multi-Level Terminals (Double Deck)

KU2D 4



IEC 60947-7-1 : 500 V/24 A/2.5 sq mm/0.4 Nm
 @ : 600 V/20 A/12-20 AWG/6 Lbln
 H50.8(2.00"), W50(1.97"), T6(0.24")
 End Plate: EPDD4
 Shorting Link: CCLADD, SLC4N
 Marking Label: KN5.5

KU2D 4S Internally Shorted



IEC 60947-7-1 : 500 V/24 A/2.5 sq mm/0.4 Nm
 @ : 600 V/20 A/12-20 AWG/6 Lbln
 H50.8(2.00"), W50(1.97"), T7(0.24")
 End Plate: EPDD4
 Shorting Link: SLC4N
 Marking Label: KN5.5

Multi-Level Terminals (Triple Deck)

KUDD 4



IEC 60947-7-1 : 500 V/24 A/2.5 sq mm/0.4 Nm
 @ : 600 V/20 A/12-20 AWG/6 Lbln
 H59.5(2.34"), W54(2.13"), T6(0.24")
 End Plate: KPDD
 Shorting Link: CCLADD, SLC4N
 Marking Label: KN5.5

DU3D 4



IEC 60947-7-1 : 500 V/20 A/2.5 sq mm/0.5 Nm
 @ : 600 V/20 A/12-24 AWG/5 Lbln
 H55(2.17"), W82.3(3.24"), T6(0.24")
 End Plate: DP3D
 Shorting Link: CCLATD, SLC4N
 Marking Label: KN5.5

DUSD 4



IEC 60947-7-1 : 500 V/20 A/2.5 sq mm/0.5 Nm
 @ : 600 V/20 A/12-24 AWG/5 Lbln
 H55(2.17"), W60(2.36"), T6(0.24")
 End Plate: DPSD
 Shorting Link: CCLATD, SLC4N
 Marking Label: KN5.5

Feed Through Terminals (KUT-N Series)

KUT 2.5N



IEC 60947-7-1 : 1000 V/24 A/2.5 sq mm/0.4 Nm
 @ : 600 V/20 A/12-20 AWG/6 Lbin

H51(2.00"), W44.25(1.74"), T5(0.2")
 End Plate: KPXX
 Shorting Link: CCLM 2.5N, SLC2.5N
 Marking Label: KN5

KUT 4N



IEC 60947-7-1 : 1000 V/32 A/4 sq mm/0.5 Nm
 @ : 600 V/30 A/10-20 AWG/6 Lbin

H51(2.01"), W44.25(1.74"), T6(0.24")
 End Plate: KPXX
 Shorting Link: CCLA4N, SLC4N
 Marking Label: KN5.5

KUT 6N



IEC 60947-7-1 : 1000 V/41 A/6 sq mm/0.8 Nm
 @ : 600 V/50 A/8-20 AWG/13 Lbin

H51(2.00"), W44.25(1.74"), T8(0.31")
 End Plate: KPXX
 Shorting Link: CCLA6N, SLC6
 Marking Label: KN8

KUT 10N



IEC 60947-7-1 : 1000 V/63 A/10 sq mm/1.2 Nm
 @ : 600 V/65 A/6-16 AWG/14 Lbin

H51(2.00"), W44.25(1.74"), T10(0.40")
 End Plate: KPXX
 Shorting Link: CCLA10N, SLC10N
 Marking Label: KN10

Double Deck Terminal (N Series)

KUDD 4N



IEC 60947-7-1 : 630 V/28 A/4 sq mm/0.5 Nm
 @ : 300 V/20 A/12-20 AWG/7 Lbin

H65.4(2.57"), W62.5(2.46"), T6(0.24")
 End Plate: KPDDN
 Shorting Link: CCLADDN, SLC4N
 Marking Label: KN5.5

Earth Terminals (N Series)

ETN 4



IEC 60947-7-2 : 4 sq mm/0.5 Nm
 @ : 14-24 AWG/4.5 Lbin

H51(2.01"), W43.5(1.71"), T6(0.24")
 End Plate: Not Required
 Marking Label: KN5.5

ETN 6



IEC 60947-7-2 : 6 sq mm/0.8 Nm

H51(2.01"), W43.5(1.71"), T8(0.31")
 End Plate: Not Required
 Marking Label: KN8

ETN 10



IEC 60947-7-2 : 10 sq mm/1.2 Nm

H51(2.01"), W43.5(1.71"), T10(0.39")
 End Plate: Not Required
 Marking Label: KN10

Stud Type Terminals (Screw Driver Operated)

KAT M3



IEC 60947-7-1 : 800 V/24 A/2.5 sq mm/0.5 Nm
 @ : 600 V/25 A/12-22 AWG/7 Lbin

H41.4(1.63"), W50(1.97"), T8.5(0.33")
 End Plate: KPS4
 Shorting Link: KSL3
 Marking Label: KN6.5

KAT M3C

Shrouded Version



IEC 60947-7-1 : 800 V/24 A/2.5 sq mm/0.5 Nm
 @ : 600 V/25 A/12-22 AWG/7 Lbin

H41.4(1.63"), W50(1.97"), T10(0.39")
 End Plate: Not Required
 Marking Label: KN6.5

KAT M4



IEC 60947-7-1 : 1000 V/57 A/10 sq mm/1.2 Nm
 @ : 600 V/50 A/8-14 AWG/11 Lbin

H41.4(1.63"), W50(1.97"), T13(0.51")
 End Plate: KPS4
 Shorting Link: KSL4
 Marking Label: KN6.5

KAT M4C

Shrouded Version



IEC 60947-7-1 : 1000 V/57 A/10 sq mm/1.2 Nm
 @ : 600 V/50 A/8-14 AWG/11 Lbin

H41.4(1.63"), W50(1.97"), T14.5(0.57")
 End Plate: Not Required
 Marking Label: KN6.5

KAT M5



IEC 60947-7-1 : 800 V/76 A/16 sq mm/2 Nm
 @ : 600 V/65 A/6-14 AWG/18 Lbin

H41.4(1.63"), W50(1.97"), T13(0.51")
 End Plate: KPS4
 Shorting Link: KSL4
 Marking Label: KN6.5

KAT M5C

Shrouded Version



IEC 60947-7-1 : 800 V/76 A/16 sq mm/2 Nm
 @ : 600 V/65 A/6-14 AWG/18 Lbin

H41.4(1.63"), W50(1.97"), T14.5(0.57")
 End Plate: Not Required
 Marking Label: KN6.5

Stud Type Terminals (Nut Driver Operated)

KBT M4



IEC 60947-7-1 : 1000 V/57 A/10 sq mm/1.2 Nm
 @ : 600 V/50 A/8-14 AWG/11 Lbin

H41.4(1.63"), W50(1.97"), T13(0.51")
 End Plate: KPS4
 Shorting Link: KSL4
 Marking Label: KN6.5





KBT M4C

Shrouded Version





IEC 60947-7-1 : 1000 V/57 A/10 sq mm/1.2 Nm
 @ : 600 V/50 A/8-14 AWG/11 Lbin

H41.4(1.63"), W50(1.97"), T14.5(0.57")
 End Plate: Not Required
 Marking Label: KN6.5

<p>KBT M5 - 15</p>   <p>IEC 60947-7-1 : 800 V/76 A/16 sq mm/2 Nm @ 600 V/65 A/6-14 AWG/18 Lbln</p> <p>H41.4(1.63"), W50(1.97"), T15(0.60") End Plate: KPS4 Shorting Link: KSL5 Marking Label: KN6.5</p>	<p>KBT M5-15C Shrouded Version</p>   <p>IEC 60947-7-1 : 800 V/76 A/16 sq mm/2 Nm @ 600 V/65 A/6-14 AWG/18 Lbln</p> <p>H41.4(1.63"), W50(1.97"), T16.5(0.65") End Plate: Not Required Shorting Link: KSL5C Marking Label: KN6.5</p>	<p>KBT M6</p>   <p>IEC 60947-7-1 : 800 V/101 A/25 sq mm/2.5 Nm @ 600 V/85 A/4-14 AWG/25 Lbln</p> <p>H41.4(1.63"), W50(1.97"), T17(0.67") End Plate: KPS4 Shorting Link: KSL6 Marking Label: KN6.5</p>	<p>KBT M6C Shrouded Version</p>   <p>IEC 60947-7-1 : 800 V/101 A/25 sq mm/2.5 Nm @ 600 V/85 A/4-14 AWG/25 Lbln</p> <p>H41.4(1.63"), W50(1.97"), T18.5(0.73") End Plate: Not Required Marking Label: KN6.5</p>
---	---	--	---

Stud Type Terminals (Screw & Nut Driver Operated)

<p>KABT M4</p>   <p>IEC 60947-7-1 : 1000 V/57 A/10 sq mm/1.2 Nm</p> <p>H41.4(1.63"), W50(1.97"), T13(0.51") End Plate: KPS4 Shorting Link: KSL4 Marking Label: KN6.5</p>
--





Stud Type Terminals (Screw Driver Operated - Hinged Type)

<p>OAT 2.5</p>   <p>IEC 60947-7-1 : 800 V/24 A/2.5 sq mm/0.5 Nm @ 600 V/15 A/14-20 AWG/4.5 Lbln</p> <p>H43.5(1.71"), W45.2(1.78"), T9(0.35") End Plate: OEP 2.5 Shorting Link: OSL 2.5 Marking Label: KN6.5</p>	<p>OAT 6 / OAT 6HV*</p>   <p>IEC 60947-7-1 : 800 V/41 A/6 sq mm/1.5 Nm @ 600 V/30 A/10-20 AWG/14 Lbln</p> <p>H51(2.00"), W43.5(1.71"), T11(1.43") End Plate: OEP 6 Shorting Link: OSL6 / OSL6R Marking Label: KN9 *Tested for 10 KV for 1 Minute</p>
--	--

Stud Type Terminals (Economy Series)










<p>KAT M3E</p>   <p>IEC 60947-7-1 : 800 V/24 A/2.5 sq mm/0.5 Nm</p> <p>H41.4(1.63"), W50(1.97"), T8.5(0.33") End Plate: KPS4 Shorting Link: KSL3 Marking Label: KN6.5</p>	<p>KAT M4E</p>   <p>IEC 60947-7-1 : 800 V/57 A/4 sq mm/1.2 Nm</p> <p>H41.4(1.63"), W50(1.97"), T13(0.51") End Plate: KPS4 Shorting Link: KSL4 Marking Label: KN6.5</p>	<p>KBT M4E</p>   <p>IEC 60947-7-1 : 1000 V/57 A/10 sq mm/1.2 Nm</p> <p>H41.4(1.63"), W50(1.97"), T13(0.51") End Plate: KPS4 Shorting Link: KSL4 Marking Label: KN6.5</p>	<p>KBT M5E</p>   <p>IEC 60947-7-1 : 800 V/76 A/16 sq mm/2 Nm</p> <p>H41.4(1.63"), W50(1.97"), T15(0.60") End Plate: KPS4 Shorting Link: KSL5 Marking Label: KN6.5</p>
--	--	--	---

Fuse Terminals

<p>KUDF 4</p>   <p>IEC 60947-7-1 : 800 V/6.3 A/4 sq mm/0.4 Nm @ 600 V/7 A/12-20 AWG/6 Lbln</p> <p>H48(1.89"), W54(2.15"), T8(0.32") End Plate: Not Required Shorting Link: USFL Marking Label: KN8</p>	<p>KUDF 4AD With LED Indication</p>   <p>IEC 60947-7-1 : 800 V/6.3 A/4 sq mm/0.4 Nm @ 600 V/7 A/12-20 AWG/6 Lbln</p> <p>H48(1.89"), W54(2.15"), T8(0.32") End Plate: Not Required Shorting Link: USFL Marking Label: KN8</p>	<p>KUFH 4</p>   <p>IEC 60947-7-1 : 800 V/12 A/4 sq mm/0.5 Nm @ 600 V/12 A/10-24 AWG/8 Lbln</p> <p>H53.5(2.10"), W77.75(3.06"), T9(0.35") End Plate: EPFH Marking Label: KN9</p>	<p>KUFH 4D* With LED Indication</p>   <p>IEC 60947-7-1 : 800 V/12 A/4 sq mm/0.5 Nm @ 600 V/12 A/10-24 AWG/8 Lbln</p> <p>H53.5(2.10"), W77.75(3.06"), T9(0.35") End Plate: EPFH Marking Label: KN9</p>
--	---	---	---

KUFH 4A** With LED Indication	UBDF 4	UBDF 4D* With LED Indication	UBDF 4A** With LED Indication
 	 	 	 
<p>IEC 60947-7-1 : 800 V/12 A/4 sq mm/0.5 Nm @   : 600 V/12 A/10-24 AWG/8 LblIn H53.5(2.10"), W77.75(3.06"), T9(0.35") End Plate: EPFH Marking Label: KN9</p>	<p>IEC 60947-7-1 : 1000 V/6.3 A/4 sq mm/0.5 Nm @   : 600 V/10 A/10-24 AWG/5 LblIn H56.5(2.22"), W72.5(2.85"), T8.25(0.32") End Plate: Not Required Shorting Link: CLUF Marking Label: U8.25</p>	<p>IEC 60947-7-1 : 1000 V/6.3 A/4 sq mm/0.5 Nm @   : 600 V/10 A/10-24 AWG/5 LblIn H56.5(2.22"), W72.5(2.85"), T8.25(0.32") End Plate: Not Required Shorting Link: CLUF Marking Label: U8.25</p>	<p>IEC 60947-7-1 : 1000 V/6.3 A/4 sq mm/0.5 Nm @   : 600 V/10 A/10-24 AWG/5 LblIn H56.5(2.22"), W72.5(2.85"), T8.25(0.32") End Plate: Not Required Shorting Link: CLUF Marking Label: U8.25</p>

KUF 10	KUF 10D* With LED Indication	KUF 10A** With LED Indication
 	 	 
<p>IEC 60947-7-1 : 1000 V/12 A/10 sq mm/1.4 Nm @   : 600 V/12 A/6-18 AWG/12 LblIn H55.75(2.19"), W66(2.59"), T12(0.47") End Plate: EPF Marking Label: KN12</p>	<p>IEC 60947-7-1 : 1000 V/12 A/10 sq mm/1.4 Nm @   : 600 V/12 A/6-18 AWG/12 LblIn H55.75(2.19"), W66(2.59"), T12(0.47") End Plate: EPF Marking Label: KN12</p>	<p>IEC 60947-7-1 : 1000 V/12 A/10 sq mm/1.4 Nm @   : 600 V/12 A/6-18 AWG/12 LblIn H55.75(2.19"), W66(2.59"), T12(0.47") End Plate: EPF Marking Label: KN12</p>

Fuse Feed Through Terminals	LED Kit (For UBDF 4)	
KUDDF 4	KUDDF 4AD* With LED Indication	LED Kit
  <p>IEC 60947-7-1 : 630 V/6.3 A UT, 28 A LT/ 2.5 sq mm/0.5 Nm @   : 300 V/10 A UT, 20 A LT/ 12-24 AWG/7 LblIn H51.5(2.03"), W74(2.91"), T8(0.31") End Plate: Not Required Shorting Link: UFSL Marking Label: KN8</p>	  <p>IEC 60947-7-1 : 630 V/6.3 A UT, 28 A LT/ 2.5 sq mm/0.5 Nm @   : 300 V/10 A UT, 20 A LT/ 12-24 AWG/7 LblIn H51.5(2.03"), W74(2.91"), T8(0.31") End Plate: Not Required Shorting Link: UFSL Marking Label: KN8</p>	 <p>Voltage: 12 VDC, 24 VDC, 48 VDC, 110 VDC 220 VDC 100 VAC, 220 VAC</p>

Plug & Socket Terminals		
PS 8M 2 Way to 8 Way	DPSC 5.08 2 Way, 4Way, 6Way, 8 Way	DPSC 7.50 2 Way, 4Way, 6Way, 8 Way
  <p>IEC 60947-7-1 : 800 V/32 A/6 sq mm/0.8 Nm H32(1.26"), W59(2.32"), T(Thickness of Each Way)8(0.31") Marking Label: KN6.5</p>	   <p>IEC 60947-7-1 : Male : 250 V/16 A/2.5 sq mm Female : 250 V/16 A/2.5 sq mm Male: H27.4(1.08"), W14.45(0.57"), Female: H26.3(1.04"), W14.45(0.57") Available with & without fixing flange</p>	   <p>IEC 60947-7-1 : Male : 400 V/16 A/2.5 sq mm Female : 400 V/16 A/2.5 sq mm Male: H27.4(1.08"), W14.45(0.57"), Female: H26.3(1.04"), W14.45(0.57") Available with & without fixing flange</p>

* D1-24 VDC, D2-48 VDC, D3-110 VDC, D4-220VDC, D5-12VDC; ** A1-110 VAC, A2-220VAC

Disconnecting Terminals (Sliding Link Type)


KLTD M4



IEC 60947-7-1 : 800 V/41 A/6 sq mm/1.2 Nm
 @ : 600 V/50 A/6-14 AWG/11 Lbln

H49.5(1.94"), W74(2.91"), T12(0.47")
 End Plate: KPLD4
 Shorting Link: KDSL4 / KDSL4R
 Marking Label: KN5.5

KUTSD 6



IEC 60947-7-1 : 800 V/38 A/6 sq mm/1.4 Nm
 @ : 600 V/35 A/8-20 AWG/12 Lbln

H47(1.85"), W65(2.56"), T8(0.31")
 End Plate: KPSD
 Shorting Link: SLC6
 Marking Label: KN8

KUTD 10



IEC 60947-7-1 : 630 V/61 A/10 sq mm/1.2 Nm
 @ : 600 V/65 A/6-10 AWG/13 Lbln

H57.5(2.26"), W61(2.4"), T8(0.31")
 End Plate: KPST
 Shorting Link: SLC6
 Marking Label: KN8

KULTD 6

Spring Loaded



IEC 60947-7-1 : 800 V/32 A/6 sq mm/1.0 Nm
 @ : 600 V/35 A/8-24 AWG/10 Lbln

H56(2.20"), W85.50(3.35"), T8(0.31")
 End Plate: KPSLD
 Shorting Link: SLD6
 Marking Label: KN8

OAT 6T

Hinged Type



IEC 60947-7-1 : 800 V/41 A/6 sq mm/1.5 Nm

H51(2.00"), W69(2.72"), T11(0.43")
 End Plate: OEP6T
 Shorting Link: OSL6 / OSL6R
 Marking Label: KN9

OAT 6DTS

Hinged Type



IEC 60947-7-1 : 800 V/41 A/6 sq mm/1.5 Nm

H52(2.05"), W83(3.27"), T11(0.43")
 End Plate: OEP6DTS
 Shorting Link: OSL6 / OSL6R
 Marking Label: KN9

OAT 6DTS - 2 Way

Hinged Type



IEC 60947-7-1 : 800 V/41 A/6 sq mm/1.5 Nm

H52(2.05"), W83(3.27"), T22(0.86")
 End Plate: OEP6DTS
 Marking Label: KN9

Disconnecting Terminals (Knife Edge Type)

KULTD 4



IEC 60947-7-1 : 800 V/20 A/4 sq mm/0.6 Nm
 @ : 600 V/15 A/10-24 AWG/5 Lbln

H51(2.00"), W52(2.05"), T6(0.24")
 End Plate: KPSD4
 Shorting Link: SLC4N
 Marking Label: KN5.5

KULTD 4WS

Spring Loaded



IEC 60947-7-1 : 800 V/20 A/4 sq mm/0.6 Nm
 @ : 600 V/15 A/10-24 AWG/5 Lbln

H51(2.00"), W52(2.05"), T6(0.24")
 End Plate: KPSD4
 Shorting Link: SLC4N
 Marking Label: KN5.5


KUDT 4-2X2



IEC 60947-7-1 : 800 V/17.5 A/4 sq mm/0.5 Nm

H53(2.09"), W67(2.64"), T6(0.24")
 End Plate: KPMD4
 Shorting Link: SLC4N
 Marking Label: KN5.5

KUDT 6



IEC 60947-7-1 : 800 V/24 A/6 sq mm/0.8 Nm

H56(2.20"), W52(2.05"), T8(0.32")
 End Plate: KPSD4
 Shorting Link: SLC6SL
 Marking Label: KN8

Disconnecting Terminals (Pop - Up Type)

KUPTD 6



IEC 60947-7-1 : 800 V/41 A/6 sq mm/1.5 Nm

H72.5(2.85"), W72.5(2.85"), T8(0.32")
 End Plate: KPPDS
 Shorting Link: SLD6
 Marking Label: KN8

KUPTD 6S

Spring Loaded



IEC 60947-7-1 : 800 V/41 A/6 sq mm/1.5 Nm

H72.5(2.85"), W72.5(2.85"), T8(0.32")
 End Plate: KPPDS
 Shorting Link: SLD6
 Marking Label: KN8

KUPDS 6



IEC 60947-7-1 : 500 V/32 A/6 sq mm/0.8 Nm

H56(2.20"), W57(2.24"), T8(0.32")
 End Plate: KPDS
 Marking Label: KN8

Power Terminals (Panel Mounted)

PAT 30	PAT 100	PAT 150	PAT 250
			
IEC 60947-7-1 : 800 V/57 A/10 sq mm/1.2 Nm	IEC 60947-7-1 : 1000 V/100 A/25 sq mm/3 Nm	IEC 60947-7-1 : 800 V/150 A/50 sq mm/6 Nm	IEC 60947-7-1 : 400 V/250 A/95 sq mm/0.8 Nm
H33(1.30"), W38(1.50"), T16(0.63") End Plate: EPA30 Marking Label: KN8	H40(1.57"), W50(1.97"), T30(1.18") End Plate: EPA100 Marking Label: KN8	H40(1.57"), W102(4.02"), T30(1.18") End Plate: EPA100 Marking Label: KN8	H40(1.57"), W102(4.02"), T30(1.18") End Plate: EPA100 Marking Label: KN8

Power Terminals

KBT 100	DPBB 50	DPBB 70	DPBB 120
			
IEC 60947-7-1 : 800 V/100 A/35 sq mm/2.5 Nm	IEC 60947-7-1 : 1000 V/150 A/50 sq mm/3 Nm (Screw Driver) : 1000 V/130 A/1-6 AWG/30 Lbln	IEC 60947-7-1 : 1000 V/192 A/70 sq mm/3 Nm (Screw Driver) : 1000 V/175 A, 2/0-6 AWG/50 Lbln	IEC 60947-7-1 : 1000 V/269 A/120 sq mm/6 Nm (Screw Driver) : 600 V/230 A, 4/0-3 AWG/70 Lbln
H41.4(1.62"), W52(2.04"), T26(1.02") End Plate: KPS100 Barrier Plate: KBXF Marking Label: KN17	H44(1.73"), W85(3.35"), T37(1.47") Barrier Plate: BPN70 Marking Label: KN10	H44(1.73"), W90(3.55"), T37(1.47") Barrier Plate: BPN 70 Marking Label: KN10	H44(1.73"), W100(3.95"), T37(1.47") Barrier Plate: BPN 120 Marking Label: KN10

Power Terminals (Shrouded)

DPBB 185N	DPBB 240	SPT 35	SPT 70
			
IEC 60947-7-1 : 1000 V/353 A/185 sq mm/14 Nm	IEC 60947-7-1 : 1000 V/415 A/240 sq mm/14 Nm	IEC 60947-7-1 : 1000 V/140 A/35 sq mm/3 Nm : 600 V/115 A/2-8 AWG/50 Lbln	IEC 60947-7-1 : 1000 V/192 A/70 sq mm/6 Nm : 600 V/175 A, 2/0-6 AWG/70 Lbln
H55(2.16"), W115(4.53"), T53(2.08") Barrier Plate: BPN 185/240 Marking Label: KN10	H59(2.32"), W125(4.92"), T53(2.08") Barrier Plate: BPA 185/240 Marking Label: KN10	H59(2.32"), W135(5.31"), T27(1.06") Marking Label: KN12	H71(2.79"), W180(7.08"), T32(1.26") Marking Label: KN12

Distribution Blocks

DBK 2.5	FDBK 8*	FDBK 1X2	FDBK 1X4
			
IEC 60947-7-1 : 800 V/IC-24A, OG-24A / IC-2.5 sq mm, OG-2.5 sq mm / IC-0.5 Nm, OG-0.5Nm	IEC 60947-7-1 : 800 V/32 A/IC-4sq mm, OG-4A sq mm/0.5 Nm : 600 V/35 A/20-10 AWG/7 Lbln	IEC 60947-7-1 : 800 V/IC-64A, OG-32A/ IC-25 sq mm, OG-4 sq mm/ IC-2.5 Nm, OG-0.5 Nm : 600 V/IC-80A, OG-80A/IC-12-4AWG, OG-20-10AWG/IC-22 Lbln, OG-7Lbln	IEC 60947-7-1 : 800 V/IC-64A, OG-32A/ IC-25 sq mm, OG-4 sq mm/ IC-2.5 Nm, OG-0.5 Nm : 600 V/IC-80A, OG-80A/IC-12-4AWG, OG-20-10AWG/IC-22 Lbln, OG-7Lbln
H41(1.61"), W42.5(1.67"), T61.5(2.42") Marking Label: KN5.5	H46.5(1.873"), W42.5(1.67"), T55.5(2.19") Marking Label: KN6.5	H55(2.17"), W67.5(2.66"), T49(1.93") Marking Label: KN6.5	H55(2.17"), W67.5(2.66"), T61.5(2.42") Marking Label: KN6.5

* FDBK 3,4,6 & 8 are also available.

** DBK 2,3,4 & 6 are also available

FDBK 1X8	DFBK 12	DBK 8**	DBK 1X2
-----------------	----------------	----------------	----------------

 <p>IEC 60947-7-1 : 800 V/IC-64A, OG-32A/ IC-25 sq mm, OG-4 sq mm/ IC-2.5 Nm, OG-0.5 Nm : 600 V/IC-80A, OG-80A/IC-12-4AWG, OG-20-10AWG/IC-22 Lbln, OG-7Lbln H55(2.17"), W67.5(2.66"), T88.5(3.48") Marking Label: KN6.5</p>	 <p>IEC 60947-7-1 : 800 V/50 A/10 sq mm, 4 sq mm 1.2 Nm, 0.5 Nm : 600 V/IC-120A, OG-120A/IC-16-6AWG, OG-20-10AWG/IC-14 Lbln, OG-7Lbln H46.5(1.83"), W42.5(1.67"), T90(3.54") Marking Label: KN10/KN6.5</p>	 <p>IEC 60947-7-1 : 800 V/57 A/IC-10 sq mm, OG-10 sq mm 1.2 Nm : 600 V/65 A/16-6 AWG/14 Lbln H46.5(1.83"), W42.5(1.67"), T82(3.23") Marking Label: KN10</p>	 <p>IEC 60947-7-1 : 800 V/IC-114A,OG-57 A/ IC-35 sq mm, OG-10 sq mm/ IC-6 Nm, OG-1.2 Nm : 600 V/IC-130A, OG-130A/IC-8-1AWG, OG-16-6AWG/IC-55 Lbln, OG-14Lbln H49.7(1.96"), W67.5(2.66"), T68.5(2.09") Marking Label: KN10</p>
---	---	---	--

DBK 1X4	DBK 1X8	DBP 4-10 Way Panel Mounted	DBM 4-10 Way Micro Channel Mounted
----------------	----------------	-----------------------------------	---

 <p>IEC 60947-7-1 : 800 V/IC-114A,OG-57 A/ IC-35 sq mm, OG-10 sq mm/ IC-6 Nm, OG-1.2 Nm : 600 V/IC-130A, OG-130A/IC-8-1AWG, OG-16-6AWG/IC-55 Lbln, OG-14Lbln H49.7(1.96"), W67.5(2.66"), T73(2.87") Marking Label: KN10</p>	 <p>IEC 60947-7-1 : 800 V/IC-114A,OG-57 A/ IC-35 sq mm, OG-10 sq mm/ IC-6 Nm, OG-1.2 Nm : 600 V/IC-130A, OG-130A/IC-8-1AWG, OG-16-6AWG/IC-55 Lbln, OG-14Lbln H49.7(1.96"), W67.5(2.66"), T113(4.45") Marking Label: KN10</p>	 <p>IEC 60947-7-1 : 500 V/IC-32A/IC-4 sq mm, OG-4 sq mm, IC-0.5 Nm, OG-0.5 Nm H27(1.06"), W27(1.06"), T60(2.36") Marking Label: KN5.5</p>	 <p>IEC 60947-7-1 : 500 V/IC-24A/IC-2.5 sq mm, OG-2.5 sq mm, IC-0.5 Nm, OG-0.5 Nm H29(1.14"), W27(1.06"), T60(2.36") Marking Label: KN5.5</p>
---	---	---	--

DBK 150/16-1X2	DBK 150/16-1X4	DBK 150/25-1X2	DBK 150/M6C-1X2
-----------------------	-----------------------	-----------------------	------------------------

 <p>IEC 60947-7-1 : 800 V/IC-269A, OG-76 A/ IC-150 sq mm, OG-16 sq mm/ IC-14 Nm, OG-1.2 Nm H74(2.91"), W45(1.77"), T62(2.44") Marking Label: KN12</p>	 <p>IEC 60947-7-1 : 800 V/IC-269A, OG-76 A/ IC-150 sq mm, OG-16 sq mm/ IC-14 Nm, OG-1.2 Nm H74(2.91"), W45(1.77"), T86(3.38") Marking Label: KN12 DBK 150/16-1X6 & 1X8 are also available</p>	 <p>IEC 60947-7-1 : 800 V/IC-309A, OG-101 A/ IC-150 sq mm, OG-25 sq mm/ IC-14 Nm, OG-2.3 Nm H74(2.91"), W45(1.77"), T62(2.44") Marking Label: KN12 DBK 150/25-1X4 & 1X8 are also available</p>	 <p>IEC 60947-7-1 : 800 V/IC-309A, OG-125 A/ IC-150 sq mm, OG-35 sq mm/ IC-14 Nm, OG-2.5 Nm H62(2.44"), W50(1.96"), T75(2.95") Marking Label: KN6.5 DBK 150/25-1 4, 1X6 & 1X8 are also available</p>
---	--	---	---

DBD 16	DBD 35	Component Housings	
		KUDD 4 CC1 Common Cathode 1	KUDD 4 CC2 Common Cathode 2

 <p>IEC 60947-7-1 : 630 V/76A, IC-16 sq mm, Torque-1.2Nm OG-6sq mm, Torque-0.8 Nm H46.5(1.83"), W66(2.60"), T27.5(1.08") Marking Label: KN12</p>	 <p>IEC 60947-7-1 : 630 V/125A, IC-35 sq mm, Torque-4.5 Nm OG-10sq mm, Torque-1.2 Nm OG-16sq mm, Torque-1.2 Nm H46.5(1.83"), W75.5(2.97"), T27.5(1.08") Marking Label: KN12</p>	 <p>IEC 60947-7-1 : 300 V/2.5 sq mm/0.4 Nm H59.5(2.34"), W54(2.13"), T6(0.24") End Plate: KPDD Marking Label: KN5.5</p>	 <p>IEC 60947-7-1 : 300 V/2.5 sq mm/0.4 Nm H59.5(2.34"), W54(2.13"), T6(0.24") End Plate: KPDD Marking Label: KN5.5</p>
--	--	--	--

KUDD 4 CA1 / Common Anode 1	KUDD 4 CA2 / Common Anode 2	KUDD 4 D1 / One Diode	KUDD 4 R / One Resistor
------------------------------------	------------------------------------	------------------------------	--------------------------------

<p>IEC 60947-7-1 : 300 V/2.5 sq mm/0.4 Nm</p> <p>H59.5(2.34"), W54(2.13"), T6(0.24") End Plate: KPDD Marking Label: KN5.5</p>	<p>IEC 60947-7-1 : 300 V/2.5 sq mm/0.4 Nm</p> <p>H59.5(2.34"), W54(2.13"), T6(0.24") End Plate: KPDD Marking Label: KN5.5</p>	<p>IEC 60947-7-1 : 300V/2.5 sq mm/0.4 Nm</p> <p>H59(2.34"), W54(2.13"), T6(0.24") End Plate: KPDD Marking Label: KN5.5</p>	<p>IEC 60947-7-1 : 2.5 sq mm/0.4 Nm</p> <p>H59.5(2.34"), W54(2.13"), T6(0.24") End Plate: KPDD Marking Label: KN5.5</p>
--	--	---	--

KUDD 4 MOV / With MOV	KPCH 4 / KPCH 4MC*	KPCH 6
------------------------------	---------------------------	---------------

<p>IEC 60947-7-1 : 2.5 sq mm/0.4 Nm</p> <p>H59.5(2.34"), W54(2.13"), T6(0.24") End Plate: KPDD Marking Label: KN5.5</p>	<p>IEC 60947-7-1 : 800 V/20 A/4 sq mm/0.5 Nm</p> <p>H71(2.80"), W52(2.05"), T6(0.24") End Plate: KPSD4 Shorting Link: SLC4N Marking Label: KN5.5 Available with Diode/Resistor/MOV *Available for Micro Channel Mounting</p>	<p>IEC 60947-7-1 : 800 V/24 A/6 sq mm/0.8 Nm</p> <p>H56(2.20"), W52(2.05"), T8(0.32") End Plate: KPSD4 Shorting Link: SLC6SL Marking Label: KN8</p>
--	---	--

'U' Series Terminals (Feed Through)

UBT 2.5	UBT 4	UBT 6	UBT 10
----------------	--------------	--------------	---------------

<p>IEC 60947-7-1 : 1000 V/28 A/2.5 sq mm/0.5 Nm @ UL : 600 V/27 A/12-24 AWG/5 Lbin</p> <p>H40.7(1.60"), W42.5(1.67"), T6(0.24") End Plate: UPNS Shorting Link: SLU4 Marking Label: U6</p>	<p>IEC 60947-7-1 : 1000 V/32 A/4 sq mm/0.5 Nm @ UL : 600 V/35 A/10-24 AWG/6 Lbin</p> <p>H45.9(1.81"), W42.5(1.67"), T6(0.24") End Plate: UPX Shorting Link: SLU4 Marking Label: U6</p>	<p>IEC 60947-7-1 : 800 V/41 A/6 sq mm/1.2 Nm @ UL : 600 V/50 A/8-24 AWG/13 Lbin</p> <p>H45.9(1.81"), W42.5(1.67"), T8(0.31") End Plate: UPX Shorting Link: SLU6 Marking Label: U8</p>	<p>IEC 60947-7-1 : 800 V/65 A/10 sq mm/1.2 Nm @ UL : 600 V/65 A/6-24 AWG/13 Lbin</p> <p>H45.9(1.81"), W42.5(1.67"), T10(0.39") End Plate: UPX Shorting Link: SLU10 Marking Label: U10</p>
---	--	---	---

'U' Series Terminal (Twin)	'U' Series Terminal (Double Deck)	'U' Series Terminal (Earth)
-----------------------------------	--	------------------------------------

UBT 4 Twin	UBDD 4	EBT 2.5	EBT 4
-------------------	---------------	----------------	--------------

<p>IEC 60947-7-1 : 400 V/32 A/4 sq mm/0.5 Nm @ UL : 300 V/30 A/10-24 AWG/5 Lbin</p> <p>H48.2(1.90"), W50.5(1.99"), T6(0.24") End Plate: UPTWIN Shorting Link: SLU4 Marking Label: U6.2</p>	<p>IEC 60947-7-1 : 630 V/32 A/4 sq mm/0.5 Nm @ UL : 300 V/35 A/10-24 AWG/5 Lbin</p> <p>H61(2.40"), W56(2.20"), T6.1(0.24") End Plate: UPDD Shorting Link: SLU4 Marking Label: U6</p>	<p>IEC 60947-7-2 : 2.5 sq mm/0.5 Nm @ UL : 12-24 AWG/5 Lbin</p> <p>H42(1.65"), W42.5(1.67"), T6(0.24") End Plate: Not Required Marking Label: U6</p>	<p>IEC 60947-7-2 : 4 sq mm/0.5 Nm @ UL : 10-24 AWG/5 Lbin</p> <p>H47(1.85"), W42.5(1.67"), T6.2(0.25") End Plate: Not Required Marking Label: U6</p>
--	--	--	--

Micro Terminals (15mm Rail Mounted)

EBT 6



IEC 60947-7-2 : 6 sq mm/1.2 Nm
 @ : 8-24 AWG/11 Lbln

H47(1.85"), W42.5(1.67"), T8.2(0.32")
 End Plate: Not Required
 Marking Label: U8

EBT 4 Twin



IEC 60947-7-2 : 4 sq mm/0.5 Nm
 @ : 10-24 AWG/5 Lbln

H46(1.81"), W36.75(1.45"), T6(0.24")
 End Plate: Not Required
 Marking Label: U6.2

SUT 1.5



IEC 60947-7-1 : 320 V/18 A/1.5 sq mm/0.4 Nm
 @ : 300 V/18 A/14-24 AWG/3.5 Lbln

H25.5(1.00"), W23.5(0.93"), T5(0.20")
 End Plate: ES2
 Shorting Link: CCLA1.5
 Marking Label: KN5

SUT 4



IEC 60947-7-1 : 500 V/32 A/4 sq mm/0.5 Nm
 @ : 300 V/22 A/12-24 AWG/4.5 Lbln

H29.7(1.17"), W28.5(1.12"), T6(0.24")
 End Plate: ES4
 Shorting Link: CCLADD,SLC4N
 Marking Label: KN5.5

CET 4



IEC 60947-7-1 : 500 V/32 A/4 sq mm/0.5 Nm

H30(1.18"), W26(1.02"), T6.5(0.26")
 End Plate: EPM
 Shorting Link: SLE
 Marking Label: KN6.5

NET 4



IEC 60947-7-1 : 600 V/32 A/4 sq mm/0.5 Nm
 @ : 300 V/37 A/10-24 AWG/4 Lbln

H30(1.18"), W26(1.02"), T6.5(0.26")
 End Plate: EPMN
 Shorting Link: SLE
 Marking Label: KN6.5

MBT 4



IEC 60947-7-1 : 630 V/30 A/2.5 sq mm/0.5 Nm
 @ : 300 V/35 A/10-22 AWG/5 Lbln

H31.25(1.23"), W28(1.10"), T6.1(0.24")
 End Plate: MP1
 Shorting Link: SLU4
 Marking Label: U6

SET 4

Earthing



IEC 60947-7-2 : 4 sq mm/0.5 Nm

H29(1.14"), W28.5(1.12"), T6(0.24")
 End Plate: Not Required
 Marking Label: KN5.5

Micro Terminals (Panel Mounted)

PET 4



IEC 60947-7-1 : 500 V/32 A/4 sq mm/0.5 Nm

H28(1.09"), W27(1.06"), T6(0.24")
 End Plate: EPP
 Shorting Link: CCLADD, SLC4N
 Marking Label: KN5.5

PBT M4



IEC 60947-7-1 : 250 V/20 A/1.5 sq mm/0.4 Nm

H25(0.98"), W25(0.98"), T9.5(0.37")
 End Plate: EPBM4
 Marking Label: Not Applicable

Spring Clamp Terminals (Feed Through)

DST 2.5



IEC 60947-7-1 : 800 V/24 A/2.5 sq mm
 @ : 600 V/15 A/14-20 AWG

H33(1.29"), W53(2.08"), T5(0.20")
 End Plate: DSEP2.5
 Shorting Link: SSL2.5
 Marking Label: KN5

DST 4



IEC 60947-7-1 : 800 V/32 A/4 sq mm
 @ : 600 V/20 A/12-20 AWG

H33.5(1.31"), W59(2.32"), T6(0.24")
 End Plate: DSEP4
 Shorting Link: SSL4
 Marking Label: KN5.5

DST 6



IEC 60947-7-1 : 800 V/41 A/6 sq mm
 @ : 600 V/25 A/10-20 AWG

H39.5(1.55"), W73.5(2.89"), T8(0.31")
 End Plate: DSEP6
 Shorting Link: SSL6
 Marking Label: KN8

DST 10



IEC 60947-7-1 : 800 V/57 A/10 sq mm
 @ : 600 V/50 A/8-16 AWG

H42(1.65"), W76.5(3.01"), T10(0.39")
 End Plate: DSEP10
 Shorting Link: SSL10
 Marking Label: KN10

DST 16



IEC 60947-7-1 : 800 V/76 A/16 sq mm
 @ : 600 V/65 A/6-16 AWG

H43.5(1.71"), W81.8(3.22"), T16(0.63")
 End Plate: DSEP16
 Shorting Link: SSL16
 Marking Label: KN12

SCT 2.5

Side Entry



IEC 60947-7-1 : 800 V/24 A/2.5 sq mm
 @ : 600 V/15 A/14-22 AWG

H35(1.38"), W42.5(1.67"), T5(0.20")
 End Plate: SEP2.5
 Shorting Link: SSL2.5
 Marking Label: KN5

SCT 4 / Side Entry	SCT 6 / Side Entry NEW	SCT 10 / Side Entry NEW	DSCT 6 / Side Entry NEW
IEC 60947-7-1 : 800 V/32 A/4 sq mm @ : 600 V/20 A/12-20 AWG	IEC 60947-7-1 : 800 V/41 A/6 sq mm	IEC 60947-7-1 : 800 V/57 A/10 sq mm	IEC 60947-7-1 : 400 V/41 A/6 sq mm
H37(1.45"), W42.5(1.67"), T6(0.24") End Plate: SEP4 Shorting Link: SSL4 Marking Label: KN5.5	H41.5(1.63"), W46.5(1.83"), T8(0.32") End Plate: SEP6 Shorting Link: SSL6 Marking Label: KN8	H46.5(1.83"), W52(2.05"), T10(0.39") End Plate: SEP10 Shorting Link: SSL10 Marking Label: KN10	H37(1.46"), W87.5(3.44"), T8(0.32") End Plate: DSEPDT6 Shorting Link: SSL6 Marking Label: KN8

DCT 2.5 - 1X2	DCT 2.5 - 2X2	DST 2.5 - 1X2	DST 2.5 - 2X2 NEW
IEC 60947-7-1 : 800 V/24 A/2.5 sq mm @ : 600 V/15 A/14-22 AWG	IEC 60947-7-1 : 800 V/24 A/2.5 sq mm @ : 600 V/15 A/14-22 AWG	IEC 60947-7-1 : 800 V/24 A/2.5 sq mm	IEC 60947-7-1 : 1000 V/17.5 A/2.5 sq mm
H40.5(1.59"), W54(2.13"), T5(0.20") End Plate: DMP2.5 Shorting Link: SSL2.5 Marking Label: KN5	H40.5(1.59"), W54(2.13"), T5(0.20") End Plate: DMP2.5 Marking Label: KN5	H33(1.30"), W66(2.60"), T5(0.20") End Plate: DSMP2.5 1x2 Shorting Link: SSL2.5 Marking Label: KN5	H34.5(1.36"), W85(3.39"), T5(0.20") End Plate: DSMP2.5 2x2 Shorting Link: SSL2.5 Marking Label: KN5




Spring Clamp Multiple Output Terminals

DSDD2.5 NEW	DS3L 2.5 NEW	DS8L P16 NEW	DS8L P32 NEW
IEC 60947-7-1 : 800 V/24 A/2.5 sq mm	IEC 60947-7-1 : 500 V/20 A/2.5 sq mm	IEC 60947-7-1 : 250 V/10 A/1.5 sq mm	IEC 60947-7-1 : 250 V/10 A/1.5 sq mm
H50(1.97"), W82(3.23"), T6(0.24") End Plate: DPDD2.5 Shorting Link: SSL4 Marking Label: KN5.5 Available with Diode/Resistor/MOV	H113(4.49"), W68.5(2.70"), T6(0.24") End Plate: DSEP3 Shorting Link: SSL4 Marking Label: KN5.5	H82(3.23"), W225(8.86"), T7.6(0.30") End Plate: DSEP8 Marking Label: KN5	H82(3.23"), W225(8.86"), T7.6(0.30") End Plate: DSEP8 Marking Label: KN5

Spring Clamp Fuse Terminals Spring Clamp Disconnecting Terminals

DCF 4	DCF 4D*/4A** / With LED Indication	DSDPT 2.5 NEW	DSDT 2.5 NEW
IEC 60947-7-1 : 800 V/10 A/4 sq mm @ : 600 V/10 A/10-20 AWG	IEC 60947-7-1 : 800 V/10 A/4 sq mm @ : 600 V/10 A/10-20 AWG	IEC 60947-7-1 : 400 V/10 A/2.5 sq mm	IEC 60947-7-1 : 1000 V/17.5 A/2.5 sq mm
H64.8(2.55"), W60(2.36"), T8(0.31") End Plate: DFEP Shorting Link: SSL4 Marking Label: KN8	H64.8(2.55"), W60(2.36"), T8(0.31") End Plate: DFEP Shorting Link: SSL4 Marking Label: KN8	H52(2.05"), W53(2.09"), T5(0.20") End Plate: DSEP2.5 Marking Label: KN5	H34.5(1.36"), W60(2.36"), T5(0.20") End Plate: DPDT2.5 Marking Label: KN5

* D1-24 VDC, D2-48 VDC, D3-110 VDC, D4-220VDC, D5-12VDC; ** A1-110 VAC, A2-220VAC

<p>DSDT 2.5 - 2X2</p> <p>NEW</p>  <p>IEC 60947-7-1 : 1000 V/17.5 A/2.5 sq mm</p> <p>H34.5(1.36"), W80(3.15"), T5(0.20") End Plate: DPM2.5 Marking Label: KN5</p>	<p>DCDT 4</p>  <p>IEC 60947-7-1 : 800 V/20 A/4 sq mm ⊕ : 600 V/10 A/10-20 AWG</p> <p>H46.3(1.82"), W60(2.36"), T8(0.31") End Plate: DCEP Shorting Link: SSL4 Marking Label: KN8</p>	<p>DSCDT 6 Side Entry</p> <p>NEW</p>  <p>IEC 60947-7-1 : 400 V/41 A/6 sq mm</p> <p>H37(1.46"), W87.5(3.44"), T8(0.31") End Plate: DSEPDT6 Marking Label: Kn8 Also available DSCDT 6 - 4 way</p>
--	---	---

Spring Clamp Terminals (Earthing)

<p>DET 2.5 - 1X2</p> <p>NEW</p>  <p>IEC 60947-7-1 : 2.5 sq mm</p> <p>H42.5(1.67"), W54(2.13"), T5(0.20") End Plate: DMP2.5 Marking Label: KN5</p>	<p>DET 2.5 - 2X2</p> <p>NEW</p>  <p>IEC 60947-7-1 : 2.5 sq mm</p> <p>H42.5(1.67"), W54(2.13"), T5(0.20") End Plate: DMP2.5 Marking Label: KN5</p>	<p>DSET 4</p>  <p>IEC 60947-7-1 : 4 sq mm ⊕ : 10-20 AWG</p> <p>H34.5(1.35"), W59(2.32"), T6(0.24") End Plate: DSEP4 Marking Label: KN5.5</p>	<p>DSET 6</p>  <p>IEC 60947-7-1 : 6 sq mm</p> <p>H39.5(1.55"), W74.5(2.93"), T8(0.31") End Plate: DSEP6 Marking Label: KN8</p>
---	--	---	--

Spring Clamp Micro Terminals (Micro Channel Mounted)

<p>DSET 10</p> <p>NEW</p>  <p>IEC 60947-7-1 : 10 sq mm</p> <p>H42(1.65"), W76.5(3.01"), T10(0.39") End Plate: DSEP10 Marking Label: KN10</p>	<p>MCT 2.5 MC</p> <p>NEW</p>  <p>IEC 60947-7-1 : 500 V/24 A/2.5 sq mm</p> <p>H27(1.06"), W28(1.10"), T6(0.24") End Plate: MEP2.5MC Shorting Link: MSL2.5 Marking Label: KN5.5</p>	<p>SCT 2.5 MC</p> <p>NEW</p>  <p>IEC 60947-7-1 : 500 V/24 A/2.5 sq mm</p> <p>H34(1.34"), W38(1.50"), T5(0.20") End Plate: SEP2.5 Shorting Link: SSL2.5 Marking Label: KN5</p>
--	--	---

Spring Clamp Terminals (Panel Mounted)

<p>MCT 1.5</p> <p>NEW</p>  <p>IEC 60947-7-1 : 500 V/17.5 A/1.5 sq mm</p> <p>H17.2(0.68"), W25(0.98"), T5(0.20") End Plate: MEP1.5 Shorting Link: MSL1.5</p>	<p>MCT 2.5*</p>  <p>IEC 60947-7-1 : 500 V/24 A/2.5 sq mm ⊕ : 300 V/15 A/14-22 AWG</p> <p>H18(0.71"), W28(1.10"), T6(0.24") End Plate: MEP2.5 Shorting Link: MSL2.5 Marking Label: KN5.5</p>	<p>MCT 2.5P4</p>  <p>IEC 60947-7-1 : 500 V/24 A/2.5 sq mm ⊕ : 300 V/15 A/14-22 AWG</p> <p>H18(0.71"), W28(1.10"), T10(0.39") End Plate: MEP2.5 Shorting Link: MSL2.5 Marking Label: KN10</p>	<p>MCT 4*</p>  <p>IEC 60947-7-1 : 500 V/32 A/4 sq mm ⊕ : 300 V/20 A/12-20 AWG</p> <p>H23(0.90"), W33.4(1.31"), T7(0.28") End Plate: MEP4 Shorting Link: MSL4 Marking Label: KN6.5</p>
---	---	---	---

Spring Clamp Terminals (DIN Rail Mounted)

MCT 4P4 NEW



IEC 60947-7-1 : 500 V/32 A/4 sq mm

H23(0.90"), W33.4(1.31"), T12(0.47")
End Plate: MEP4
Shorting Link: MSL4
Marking Label: KN12

DMCT 2.5P4 NEW



IEC 60947-7-1 : 800 V/24 A/2.5 sq mm

H27.9(1.10"), W42.2(1.66"), T6(0.24")
End Plate: DMEP2.5P4
Marking Label: KN10

KNL 4



IEC 60947-7-1 : 800 V/41 A/6 sq mm/ 0.8 Nm

H30(1.18"), W24(0.94"), T8(0.31")
Bus-Bar: KNLB6(6X6 mm), KNLB10(10X3 mm)
End Support: KNLSUP (Panel Mounted), SCNL(Rail Mounted)
Marking Label: KN6.5

KNL 16



IEC 60947-7-1 : 800 V/76 A/16 sq mm/ 1.2 Nm

H34(1.34"), W24(0.94"), T10(0.39")
Bus-Bar: KNLB6(6X6 mm), KNLB10(10X3 mm)
End Support: KNLSUP (Panel Mounted), SCNL(Rail Mounted)
Marking Label: KN8

Lighting Pole Terminals

KNL 35



IEC 60947-7-1 : 800 V/125 A/35 sq mm/ 3 Nm

H44(1.73"), W27(1.06"), T14.5(0.57")
Bus-Bar: KNLB6(6X6 mm), KNLB10(10X3 mm)
End Support: KNLSUP (Panel Mounted), SCNL(Rail Mounted)
Marking Label: KN10

LPT 225



IEC 60947-7-1 : 400 V/101 A/4-25 sq mm

H43.6(1.72"), W41.2(1.62"), T10.8(0.43")
End Plate: Not Required
Marking Label: KN10

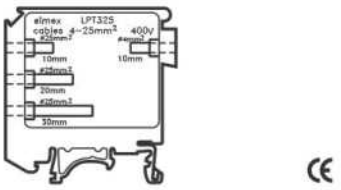
LPT 235



IEC 60947-7-1 : 400 V/125 A/6-35 sq mm

H57.65(2.27"), W44.35(1.75"), T14.3(0.56")
End Plate: Not Required
Marking Label: KN12

LPT 325



IEC 60947-7-1 : 400 V/101 A/4-25 sq mm

H53.2(2.10"), W52(2.05"), T10.8(0.43")
End Plate: Not Required
Marking Label: KN10

PCB Connectors: Polyamide 6.6

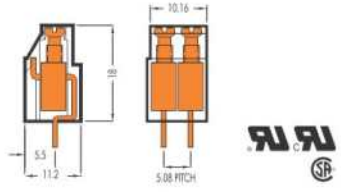
LPT 335



IEC 60947-7-1 : 400 V/125 A/6-35 sq mm

H65.6(2.58"), W53.5(2.11"), T14.3(0.56")
End Plate: Not Required
Marking Label: KN12

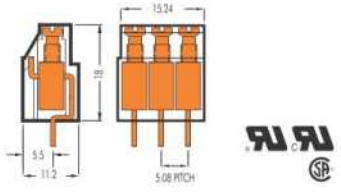
ECD 2



IEC 60947-7-1 : 250 V/15 A/0.5-2.5 sq mm/0.5 Nm
: 300 V/20 A/12-24 AWG/4.5 Lbin

H18(0.71"), W10.16(0.4"), Pitch5.08(0.2")

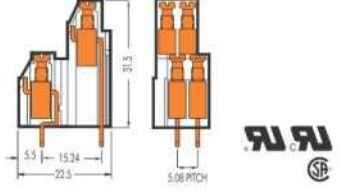
ECD 3



IEC 60947-7-1 : 250 V/15 A/0.5-2.5 sq mm/0.5 Nm
: 300 V/20 A/12-24 AWG/4.5 Lbin

H18(0.71"), W15.24(0.6"), Pitch5.08(0.2")

ECDD 2



IEC 60947-7-1 : 250 V/15 A/0.5-2.5 sq mm/0.5 Nm
: 300 V/20 A/12-24 AWG/4.5 Lbin

H31.5(1.24"), W22.5(0.88"), Pitch5.08(0.2")

ECDD 3



IEC 60947-7-1 : 250 V/15 A/0.5-2.5 sq mm/0.5 Nm
: 300 V/20 A/12-24 AWG/4.5 Lbin

H31.5(1.24"), W22.5(0.88"), Pitch5.08(0.2")

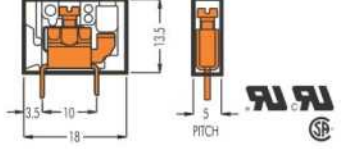
PUT 2.5 7.5mm Pitch



IEC 60947-7-1 : 500 V/15 A/0.5-2.5 sq mm/0.5 Nm
: 300 V/20 A/12-24 AWG/4.5 Lbin

H18.5(0.73"), W19(0.75"), Pitch7.5(0.30")

PUT S2



IEC 60947-7-1 : 250 V/10 A/0.5-1.5 sq mm/0.4 Nm
: 300 V/20 A/12-24 AWG/4.5 Lbin

H13.5(0.53"), W18(0.71"), Pitch5(0.20")
Spacer: PS2

Feed Through Terminals

CSTM 2.5



IEC 60947-7-1 : 800 V/24 A/2.5 sq mm/ 0.5 Nm

H44(1.73"), W36.5(1.44"), T6(0.24")
End Plate: KPNS
Shorting Link: CCLM2.5, SLC4N
Marking Label: KN5.5

CST 2.5



IEC 60947-7-1 : 800 V/32 A/4 sq mm/ 0.5 Nm

H49(1.92"), W40(1.57"), T6.7(0.26")
End Plate: EPX
Shorting Link: CCLA2.5, SLC2.5
Marking Label: KN6.5

CST 6



IEC 60947-7-1 : 800 V/41 A/6 sq mm/ 0.8 Nm

H49(1.92"), W40(1.57"), T8(0.31")
End Plate: EPX
Shorting Link: CCLA6, SLC6
Marking Label: KN6.5

CST 10



IEC 60947-7-1 : 800 V/57 A/10 sq mm/ 1.2 Nm

H49(1.92"), W40(1.57"), T10(0.39")
End Plate: EPX
Shorting Link: CCLA10, SLC10N
Marking Label: KN10

CST 16



IEC 60947-7-1 : 800 V/76 A/16 sq mm/ 1.2 Nm

H55(2.16"), W45(1.77"), T12(0.47")
End Plate: EPY
Shorting Link: CCLA16
Marking Label: KN10

CST 25



IEC 60947-7-1 : 800 V/101 A/25 sq mm/ 1.2 Nm

H59.5(2.34"), W45(1.77"), T12.5(0.47")
End Plate: EPT
Shorting Link: CCLA25
Marking Label: KN12

CST 35



IEC 60947-7-1 : 800 V/125 A/35 sq mm/ 4 Nm

H65(2.66"), W58(2.28"), T18(0.67")
End Plate: EPZ
Shorting Link: CCLA35
Marking Label: KN5.5

CST 70



IEC 60947-7-1 : 800 V/192 A/70 sq mm/ 6 Nm

H76.3(3.00"), W78.7(3.10"), T27(1.06")
End Plate: EP70
Marking Label: KN17

Spring Loaded Terminals


CST 185



IEC 60947-7-1 : 800 V/353 A/185 sq mm/ 14 Nm

H113(4.45"), W105(4.13"), T38(1.49")
End Plate: EP185
Marking Label: KN10

CST 2.5WS



IEC 60947-7-1 : 800 V/32 A/4 sq mm/ 0.5 Nm

H49(1.92"), W40(1.57"), T6.7(0.26")
End Plate: EPX
Shorting Link: CCLA2.5, SLC2.5
Marking Label: KN6.5

CST 6WS



IEC 60947-7-1 : 800 V/41 A/6 sq mm/ 0.8 Nm

H49(1.92"), W40(1.57"), T8(0.31")
End Plate: EPX
Shorting Link: CCLA6, SLC6
Marking Label: KN6.5

CSLT 1



IEC 60947-7-1 : 800 V/57 A/10 sq mm/ 1.2 Nm

H57.5(2.26"), W50(1.96"), T11(0.43")
End Plate: EPSL
Shorting Link: CCLA1L
Marking Label: KN10

Stud Type Terminals (Screw Driver Operated)

CAT M3



IEC 60947-7-1 : 800 V/32 A/4 sq mm/ 0.5 Nm

H42(1.65"), W46(1.81"), T10(0.39")
End Plate: EPS4
Shorting Link: ASL1
Marking Label: KN6.5

CAT M4



IEC 60947-7-1 : 800 V/57 A/10sq mm/ 1.2 Nm

H42(1.65"), W46(1.81"), T13(0.51")
End Plate: EPS4
Shorting Link: ADSL
Marking Label: KN8

CAT M5



IEC 60947-7-1 : 800 V/76 A/16sq mm/ 2 Nm

H42(1.65"), W46(1.81"), T13(0.51")
End Plate: EPS4
Shorting Link: ADSL
Marking Label: KN8

CBT M4



IEC 60947-7-1 : 800 V/57 A/10sq mm/1.2 Nm

H42(1.65"), W46(1.81"), T15(0.6")
End Plate: EPS4
Shorting Link: KSL5
Marking Label: KN6.5

Stud Type Terminals (Nut Driver Operated)

Stud Type Terminals (Screw Driver Operated)

CBT M5



IEC 60947-7-1 : 800 V/76 A/16 sq mm/2 Nm

H42(1.65"), W46(1.81"), T15(0.59")
End Plate: EPS4
Shorting Link: KSLS
Marking Label: KN6.5

CBT M6



IEC 60947-7-1 : 800 V/125 A/25 sq mm/2.5 Nm

H42(1.65"), W46(1.81"), T20(0.79")
End Plate: EPS4
Shorting Link: BSL6
Marking Label: KN8

CBT M6S1



IEC 60947-7-1 : 800 V/125 A/35 sq mm/2.5 Nm

H43(1.69"), W52(2.04"), T26(1.02")
End Plate: EPS 5/6
Marking Label: KN8

CABT M4



IEC 60947-7-1 : 1100 V/57 A/10 sq mm/1.2 Nm

H42(1.65"), W46(1.81"), T13(0.51")
End Plate: EPS4
Shorting Link: ADSL
Marking Label: KN8

Test Disconnect Terminals

CATD M4



IEC 60947-7-1 : 800 V/41 A/6 sq mm/1.2 Nm

H57(2.24"), W69(2.72"), T13(0.51")
End Plate: EPD4
Shorting Link: ADSL
Marking Label: KN5.5

CLTD M4



IEC 60947-7-1 : 800 V/45 A/6 sq mm/1.2 Nm

H50(1.97"), W69(2.72"), T13(0.51")
End Plate: EPLD4
Shorting Link: ADSL
Marking Label: KN5.5

CSTD 6



IEC 60947-7-1 : 800 V/38A/6 sq mm/0.8 Nm

H50(1.97"), W65(2.56"), T8(0.31")
End Plate: EPTD
Shorting Link: SLC6
Marking Label: KN6.5

Power Terminals

CBT 100



IEC 60947-7-1 : 800 V/100 A/35 sq mm/2.5 Nm

H43(1.69"), W52(1.97"), T26(1.02")
End Plate: EPS 5/6
Marking Label: KN8

CBT 110



IEC 60947-7-1 : 1000 V/125 A/35-50 sq mm/3 Nm

H51.5(2.03"), W75(2.95"), T28(1.10")
Barrier Plate: BPA 110
Marking Label: KN10

CBT 170



IEC 60947-7-1 : 1000 V/192 A/50-70 sq mm/6 Nm

H52(2.05"), W85(3.35"), T32(1.26")
Barrier Plate: BPA 17/25
Marking Label: KN10

CBT 250



IEC 60947-7-1 : 1000 V/250 A/70-95 sq mm/10 Nm

H52(2.05"), W96(3.78"), T40(1.57")
Barrier Plate: BPA 17/25
Marking Label: KN10

Power Terminals (With Tapped Current Bar)

CBT 300



IEC 60947-7-1 : 1000 V/300 A/70-120 sq mm/10 Nm

H52(2.05"), W96(3.78"), T40(1.57")
Barrier Plate: BPA 17/25
Marking Label: KN10

CBT 110T



IEC 60947-7-1 : 1000 V/125 A/35-50 sq mm/3 Nm

H51.5(2.03"), W75(2.95"), T28(1.10")
Barrier Plate: BPA 110
Marking Label: KN10

CBT 170T



IEC 60947-7-1 : 1000 V/192 A/50-70 sq mm/6 Nm

H52(2.06"), W85(3.35"), T32(1.26")
Barrier Plate: BPA 17/25
Marking Label: KN10

CBT 250T



IEC 60947-7-1 : 1000 V/250 A/70-95 sq mm/10 Nm

H52(2.05"), W96(3.78"), T40(1.57")
Barrier Plate: BPA 17/25
Marking Label: KN10

"C" Series Feed Through Terminals: Polyamide 6.6

CBT 300T



IEC 60947-7-1 : 1000 V/300 A/70-120 sq mm/10 Nm

H52(2.05"), W96(3.78"), T40(1.57")
Barrier Plate: BPA 17/25
Marking Label: KN10

CUTM 2.5



IEC 60947-7-1 : 800 V/24 A/2.5 sq mm/0.5 Nm

H44(1.73"), W36(1.41"), T6(0.24")
End Plate: KPNS
Shorting Link: CCLM2.5, SLC4N
Marking Label: KN5.5

CUT 4



IEC 60947-7-1 : 800 V/32 A/4 sq mm/0.5 Nm

H49(1.92"), W40(1.57"), T6.7(0.26")
End Plate: EPX
Shorting Link: CCLA2.5, SLC2.5
Marking Label: KN6.5

CUT 6



IEC 60947-7-1 : 800 V/41 A/6 sq mm/0.8 Nm

H49(1.92"), W40(1.57"), T8(0.31")
End Plate: EPX
Shorting Link: CCLA6, SLC6
Marking Label: KN6.5

Double-Deck Terminals: Polyamide 6.6

CUT 10



IEC 60947-7-1 : 800 V/57 A/10 sq mm/1.2 Nm

H49(1.92"), W40(1.57"), T10(0.39")
End Plate: EPX
Shorting Link: CCLA10, SLC10N
Marking Label: KN10

CUDD 4



IEC 60947-7-1 : 500 V/32 A/4 sq mm/0.5 Nm

H54(2.12"), W50(1.97"), T6(0.24")
End Plate: EPDD4
Shorting Link: CCLADD, SLC4N
Marking Label: KN5.5

CUDD 4S

Internally Shorted



IEC 60947-7-1 : 500 V/20 A/4 sq mm/0.5 Nm

H54(2.12"), W50(1.97"), T6(0.24")
End Plate: EPDD4
Shorting Link: SLC4N
Marking Label: KN5.5

Plug & Socket Terminals

PSC 1/5



IEC 60947-7-1 : 600 V/25 A Per Contact/
2.5 sq mm/0.5 Nm

H50(1.96"), W58(2.28"), T36(1.41")


NOTES

ACCESSORIES - END PLATES/BARRIER PLATES



elmex End Plates are mainly used to cover the last terminal block to insulate the live metal components. They are available for all types terminal blocks in standard and non standard colors.

elmex Barriers Plates are used to isolate adjacent terminals electrically, so as to maintain the required creepage and clearance values. Apart from this functions they are also used for identification and segregation of terminal groups.



TERMINAL TYPE (POLYAMIDE 6.6)	END PLATES	TERMINAL TYPE (POLYAMIDE 6.6)	END PLATES
KUTM 2.5 KUT2.5	KPNS	UBT 4, UBT 6, UBT 10	UP X
KUT 4, KST 4 U WS, KUT 6, KUT 10	KP X	UBT 2.5	UPNS
KUT4 1X2	KPM 4	UBT 4 TWIN	UP TWIN
KUT4 2X2, KUDD4 2X2	KPMD 4	UBDD 4	UPDD
KST 6WS	KSP6WS	SUT 1.5	ES 2
KUT 16	KPY	SUT 4	ES 4
KUT 25	KPT	NET 4	EPMN
KU2D 4, KU2D 4S	EPDD 4	CET 4	EPM
KUDD 4, KUDD 4CC1, KUDD 4CC2, KUDD 4CA1, KUDD 4CA2, KUDD 4D1, KUDD 4R, KUDD 4MOV	KPDD	MBT 4	MP 1
DU3D 4	DP3D	PET 4	EPP
DUSD 4	DPSD	DST 2.5, DSDPT 2.5	DSEP 2.5
KULT 4, KULT 6, KULT 1	KPSL	DST 4, DSET 4	DSEP 4
KUT 2.5N, KUT 4N, KUT 6N, KUT 10N, KUT 4NTCK, KUT 4NTCJ, KUT 4NTCT, KUT 4NTCE	KPXN	DST 6, DSET 6	DSEP 6
KUDD4N, ETDD4N	KPDDN	DS8L P16, DS8L P32	DSEP 8
KAT M3, KAT M4, KAT M5, KBT M4, KBT M5-15, KBT M6, KABT M4, KAT M3E, KAT M4E, KBT M5E	KPS 4	DST 10, DSET 10	DSEP 10
OAT 2.5	OEP 2.5	DST 16	DSEP 16
OAT 6	OEP 6	SCT 2.5	SEP 2.5
OAT 6T	OEP 6T	SCT 4	SEP 4
OAT 6DTS, OAT 6DTS-2W	OEP 6DTS	SCT 6 / SCT 10	SEP 6 / SEP 10
KUF 10, KUF 10D, KUF 10A	EPF	DCT 2.5 - 1X2, DCT 2.5 - 2X2, DET 2.5 - 1X2, DET 2.5 - 2X2	DMP 2.5
KUFH 4, KUFH 4D, KUFH 4A	EPFH	DST 2.5 - 1X2	DSMP 2.5 - 1X2
KLTD M4	KPLD 4	DST 2.5 - 2X2	DSMP 2.5 - 2X2
KUTSD 6	KPSD	DSDD 2.5	DPDD 2.5
KUTD 10	KPTD	DSDT 2.5	DPD 2.5
KULTD 6	KPSLD	DSDT 2.5 - 2X2	DPMDT 2.5
KULTD 4, KULTD 4WS, KPCH 4, KUDD 6	KPSD 4	DCF 4, DCF 4D, DCF 4A	DFEP
KUPTD 6, KUPTD 6S	KPPDS	DCDT 4	DCEP
KBT 100	KPS 100	MCT 1.5	MEP 1.5
DSCDT 6	DSEPD 6	MCT 2.5, MCT 2.5P4	MEP 2.5
PAT 30	EPA 30	MCT 4, MCT 4P4	MEP 4
KUPDS 6	KPDS	PAT 100, PAT 150, PAT 250	EPA 100
DS3L 2.5	DSEP 3	PBT M4	EPB M4
		DMCT 2.5P4	DMEP 2.5P4
TERMINAL TYPE (MELAMINE)	END PLATES	TERMINAL TYPE (POLYAMIDE 6.6)	END PLATES
CSTM 2.5, CUTM 2.5	KPNS	CAT M3, CAT M4, CAT M5, CBT M4, CBT M5, CBT M6, CABT M4	EPS 4
CST 2.5, CST 6, CST 10, CST 2.5WS, CST 6WS, CUT 4, CUT 6, CUT 10	EPX	CBT M6S1, CBT 100	EPS 5/6
CST 16	EPY	CATD M4	EPD 4
CST 25	EPT	CLTD M4	EPLD 4
CST 35	EPZ	CSTD 6	EPTD
CST 70	EP70	CSLT 1	EPSL
CST 185	EP185	KUDD 4, KUDD 4S	EPDD
TERMINAL TYPE (POLYAMIDE 6.6)	BARRIER PLATES	TERMINAL TYPE (POLYAMIDE 6.6)	BARRIER PLATES with foot
KUTM 2.5, KUT 2.5, DBK 2.5, DBM 4-10W	KBM	KUTM 2.5, KUT 2.5, KUT 4, KST 4UWS, KUT 6, KUT 10, ET 4, ET 6, ET 10, KAT M3, KAT M4, KAT M5, KBT M4, KBT M5-15, KBT M6, KAT M3C, KAT M4C, KAT M5C, KBT M4C, KBT M5C-15, KBT M6C, OAT 2.5, OAT 6, DBK 8, DBK 1X2, DBK 1X4, DBK 1X8, FDBK 3, FDBK 8, FDBK 1X4, FDBK 1X8, FDBK 12, DBK 2.5, UBT 2.5, UBT 4, UBT 6, UBT 10, DBD 16, DBD35, DBM 4-10W, KABT M4, KAT M3E, KAT M4E, KBT M4E, KBT M5E, OAT 6HV	KBXF
KUT 4, KST 4U WS, KUT 6, KUT 10, DBK 8, DBK 1X2, DBK 1X4, DBK 1X8, FDBK 8, FDBK 1X4, FDBK 1X8, FDBK 12	KBX	KUT 16, KUT 25, KUT 35, ET 16, ET 35, KULT 4, KULT 6, KULT 1, KUDF 4, KUDF 4AD, KUDDF 4, KUDDF 4D, KUDDF 4A, KUF 10, KUF 10D, KUF 10A, KUFH 4, KUFH 4D, KUFH 4A, KULTD 4, KULTD 4WS, KBT 100, OAT 6T, DBK 150/16-1X2, DBK 150/16-1X4, DBK 150/25-1X2, DBK 150/25-1X4, DBK 150/M6C-1X2, DBK 150/M6C-1X4, KPCH 4, KUDD 6, KUPDS 6	KBZF
KST 6WS, KUT 16, DBK 150/16 1X2, DBK 150/16 1X4	KBY	KUT 2.5N, KUT4N, KUT6N, KUT10N, ETN 4, ETN 6, ETN 10, KUT 4NTCK, KUT 4NTCJ, KUT 4NTCT, KUT 4NTCE, KUT4 1X2	KNBF2.5/10
KUT 25, DBK 150/25 1X2, DBK150/25 1X4	KBT	DPBB 50, DPBB 70	BPN70
UBT 2.5, UBT 4, UBT 6, UBT 10	UBP	DPBB 120	BPN120
		DPBB 185N, DPBB 240	BPA185/240
TERMINAL TYPE (MELAMINE)	BARRIER PLATES	TERMINAL TYPE (MELAMINE)	BARRIER PLATES with foot
CST 2.5, CST 6, CST 10, CST 2.5WS	BPX	CUT 4, CUT 6, CUT 10	CBX
CST 16	BPY	CSTM 2.5, CST 2.5, CST 2.5WS, CST 6, CST 10, CST 6WS, CUTM 2.5, CUT 4, CUT 6, CUT 10	KBXF
CST 35	BPZ	CST 16, CST 25, CSLT 1	KBZF
CBT 110, CBT 110T	BPA110		
CBT 170, CBT 170T, CBT 250, CBT 250T, CBT 300, CBT 300T	BPA17/25		

INTER-CONNECTING ACCESSORIES



The Function of Shorting link is to interconnect two or more Terminal Blocks of the same type at the same potential. For each Terminal Block, with reference to its cross section and thickness, different types of shorting links are available. All the links are made-up of Brass with 5-7 Micron Nickel Plating and are available for two to ten way connections.




Cross Connection Link Assembly

Cross Connection Link Assembly is a composite structure of Shorting Link, Screws, Spring washer and sleeves to short the terminals permanently. These links are advantageous for handling and time saving as the links come in ready to use form for quick cross connection.



Removable Shorting Links - Studs

Removable Shorting Links are used for interconnecting the two adjacent terminals temporarily i.e. for switchable cross connection. The links are fitted onto the Terminal Blocks with the help of Long Studs and screws. The links rest above the top surface of Terminal Block so that switching operation becomes easy.



Comb Type Shorting Links

Comb Type Shorting Links are used for the Terminal Blocks which do not have the facility for getting interconnected with conventional shorting links. These links are insulated making them shock-proof.



Fixed Bridge Bars

This type of shorting link is suitable for U Series Terminal Block. The adjacent Terminal Blocks are shorted with the help of screws. The heads of the screws are covered with insulating collar to avoid accidental contact. Link for Micro terminal Types: CET 4N and NET 4 are also of the same construction.

Suitable For Terminal Types	Cross Connection Link Assembly	Removable Shorting Link		Comb Type Shorting Link
		Link	Long Stud	
KUTM 2.5	CCLK 2.5			SLC 2.5N
KUT 2.5	CCLM 2.5K			SLC 4N
KUT 4, KST 4U WS	CCLA 2.5	RSL 2.5	LSR 2.5-6	SLC 2.5
KUT 6, KST 6WS	CCLA 6	RSL 6	LSR2.5-6	SLC 6
KUT 10	CCLA 10	RSL 10	LSR10-16	SLC 10N
KUT 16	CCLA 16	RSL 16	LSR10-16	
KUT 25	CCLA 25	RSL 25	LSR10-16	
KUT 35	CCLA 35K	RSL 35K	LSR 35K	
KUT 50	CCLA 50			
KUT 95	CCLA 95			
KU2D 4, KUDD 4, SUT 4, PET 4	CCLADD			SLC 4N
KU2D 4S				SLC 4N
DU3D 4, DUSD 4	CCLATD			SLC 4N
KULT 4	CCLAK 4			SLC 4N
KULT 6	CCLAK 6			SLC6
KULT 1	CCLA1LK	RSL1L	LSR1L	
KUT 2.5N	CCLK2.5/CCLM 2.5N	RSL2.5N	LSR 2.5N	SLC 2.5N
KUT 4N, KUT 4-1X2, KUT 4-2X2	CCLA 4N	RSLDD	LSR 6N	SLC 4N
KUT 6N	CCLA 6N	RSL 6N	LSR 6N	SLC 6
KUT 10N	CCLA 10N			SLC 10N
KUDD4N	CCLADDN			SLC 4N
KAT M3, KAT M3E				KSL 3
KAT M4, KAT M5, KBT M4, KAT M4C, KAT M5C, KAT M4E, KBT M4E				KSL 4
KBT M5-15, KBT M5E				KSL 5
KBT M6				KSL 6
OAT 2.5				OSL 2.5
OAT 6, OAT 6HV, OAT 6T, OAT 6DTS, OAT 6DTS 2W				OSL 6/OSL 6R
KUDF 4, KUDF 4AD, KUDDF 4, KUDDF 4A, KUDDF 4D				UFSL
UBDF 4, UBDF 4A, UBDF 4D				CLUF
KLTD M4				KDSL 4/ KDSL 4R
KUTSD 6, KUTD 10, KUPDS 6				SLC 6
KUDT 6				SLC 6SL
KULTD 6, KUPTD 6, KUPTD 6S				SLC 6
KUJTD 4, KULTD 4WS, KPCH 4, KUPTD 4 - 2x2				SLC 4N
UBT 2.5, UBT 4, UBDD 4, UBT 4TWIN, MBT 4				
UBT 6	SLU 4			
UBT 10	SLU 6			
SUT 1.5	SLU 10			
CET 4, NET 4	CCLA 1.5			
	SLE(UP TP 6 WAYS)			

INTER-CONNECTING ACCESSORIES (SPRING CLAMP TERMINALS)



Suitable for Terminal Type	Push-in Type Shorting Link	Suitable for Terminal Type	Push-in Type Shorting Link
DST4, SCT4, DCF4, DCF4D, DCF4A, DSDD2.5, DCDT4, DS3L2.5	SSL4	DST2.5, DCT2.5-1X2, SCT2.5MC DST2.5-1X2, DST2.5-2X2, SCT2.5	SSL2.5
DST6, SCT6, DSCT6	SSL6	MCT1.5	MSL1.5
DST10, SCT10	SSL10	MCT2.5, MCT2.5P4, MCT 2.5MC	MSL2.5
DST16	SSL16	MCT4, MCT4P4	MSL4



INTER-CONNECTING ACCESSORIES



Suitable for Terminal Type	Cross Connection Link Assembly	Removable Shorting Link		Cross Connection Link Assembly
		Link	Long Stud	
CSTM 2.5, CUTM 2.5	CCLM 2.5			SLC 4N
CST 2.5, CST 2.5WS, CUT 4	CCLA 2.5	RSL 2.5	LSR 2.5-6	SLC 2.5
CST 6, CUT 6, CST 6WS	CCLA 6	RSL 6	LSR 2.5-6	SLC 6
CST 10, CUT 10	CCLA 10	RSL 10	LSR 10-16	SLC 10N
CST 16	CCLA16	RSL 16	LSR 10-16	
CST 25	CCLA 25	RSL 25	LSR 25	
CST 35	CCLA 35	RSL 35	LSR 35	
CSTD 6				SLC 6
CSLT 1	CCLA 1L	RSL 1L	LSR 1L	
CAT M3				ASL 1
CAT M4, CATD M4, CLTD M4, CABT M4				ADSL/ADSLR
CBT M4, CBT M5				KSL 5
CUDD 4	CCLA DD			SLC 4N
CUDD 4S				SLC 4N

ACCESSORIES - END CLAMP



End clamps: also referred to as end stoppers. various types of end clamps are available to suit different channels. end clamps can also be used as "spacers" to increase creepage distance between two terminals. end clamps are available in metallic and polyamide 66

SCS 	SCSN 	SCKN 	SCUN 	SCUDD
SCUSL 	DCKN 	SCMN 		

Type	Suitable For Channel	Thickness
SCS	CHS (TS 32)	11 mm
SCSN	CHS (TS 32)	8.4 mm
SCKN	CHK (TS 35)	8 mm
SCUN	CHS (TS 32) / CHS (TS 35)	9.5 mm
SCUDD	CHS (TS 32) / CHS (TS 35)	10 mm
SCUSL	CHS (TS 32) / CHS (TS 35)	8 mm
DCKN	CHK (TS 35)	6 mm
SCMN	CHM (TS 15)	7.5 mm

ACCESSORIES - MOUNTING RAILS



MOUNTING RAILS: The design complies with international standards, DIN EN 50035 for CHS, DIN EN 50022 for CHK, CHKS and DIN EN 50045 for CHM. Additional gauging is done in-house on every elmex channel to provide dimensional accuracy within restricted tolerance. All channels are Alkaline Zinc Plated with Yellow Passivation to increase resistance of corrosion. The channels of 300 mm, 500 mm and 1000 mm length (with or without slots) are available as standard channels. elmex also provides cut length channels as per the customers' design specifications.

CHK 	CHKS 	CHS 	CHM 	CHKDS
				CHKD

elmex Marking Labels

They are used for identification of circuit connections. Marking of the Terminals help in easy identification and quick maintenance. Marking Labels are made of Polyamide in white colour and pre-printed with black indelible ink. Printing upto 3 digits/combination of Alphanumeric is possible.

Snap-on Type Marking Label Card



Snap-on Type Marking Label card consists of 100 Markers, 10 Strips, each consisting of 10 Labels.

Snap-on Type Marking Label Strip



This marking system consists of ten individual marking labels in a strip. The Strip can be snapped onto ten terminal blocks together or can be broken at any point for individual marking.

Group Marking Holders



GMH 10

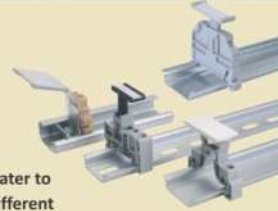


GMH 20

Group Marking Holders are used to separate and identify a stack of terminal blocks. They are Universal Rail mounted. A thick paper strip is inserted into the groove on the holder and transparent PVC strip protects the writing on the paper.

GMH 10 - 10 mm thick, GMH 20 - 20 mm thick

Group Marking Carriers



Group Marking Carriers cater to the need of identifying different groups of terminal blocks.

SCUN MLH - A Marking Label Holder is fixed on Universal Rail Mounted Side Clamp Type: SCUN. This facilitates the Group marking of the Terminals mounted on either on channel type TS32 or TS35. A thick paper strip is inserted into the groove on holder and transparent PVC strip protects the writing on paper.

SCKN MLH / DCKN MLH - A white marker with larger writing area is snapped onto the groove of TS35 Rail mounted Side Clamp Type: SCKN/DCKN.

GMC - It is made of transparent PVC, mounted at any end of the Terminal block stack with the help of Side Clamp. It is suitable for TS32 Rail.

Warning Labels



Warning Labels (Attention or Danger Plate) are available in yellow colour with red printing for mounting on the group of four standard type terminal blocks.

Mounting Base



Mounting base type **MBCHK** is used to make the components DIN Rail mounted. It contains a trapped hole to enable the fixing of components on to a DIN Rail.

Snap On Type Marking Strip

Label KN 5

Label KN 5.5

Label KN 6.5

Label KN 8

Label KN 9

Label KN 10

Label KN 12

Label KN 17

Label U 6

Label U 8

Label U 8.25

Label U 10

Warning Labels

WL 2.5

WL 2.5N

WL 4

WL 6

WL 10

WL 16

WL 35

Suitable For Terminal Type

KUTM 2.5, SUT 1.5, DCT 2.5N, DST 2.5, SCT 2.5, DCT 2.5-1X2, DCT 2.5-2X2, DST 2.5-1X2, DST 2.5-2X2, DSDPT 2.5, DSDT 2.5, DSDT 2.5-2X2, DET 2.5-1X2, DET 2.5-2X2, SCT 2.5MC, DS8L P16, DS8L P32

KUT 2.5, KULT 4, ET 4, KUT 4NTC, KUT 4NTCJ, KUT 4NTCT, KUT 4NTCE, KU2D 4, KU2D 4S, KUDD 4, DU3D 4, DUSD 4, KLTD 4, KULTD 4, KULTD 4WS, DBK 2.5, DBM 4, DBP 4, SUT 4, DCT 4N, DST 4, SCT 4, DSET 4, MCT 2.5, DSD2.5, KUT4-1X2, KUT4-2X2, SET 4, KPCH 4, ETDD 4N, KUDT 4-2X2, MCT 1.5, MCT 2.5MC, DS3L 2.5

KUT 4, KST 4UWS, ET 6, KAT M3, KAT M4, KAT M4C, KAT M5, KAT M5C, KBT M4, KBT M4C, KBT M5-15, KBT M5-15C, KBT M6, KBT M6C, OAT 2.5, PS8M, FDBK 3, FDBK 4, FDBK 5, FDBK 6, FDBK 8, FDBK 1X2, FDBK 1X4, FDBK 1X8, DFBK 12, DBK 150/M6C-1X2, DBK 150/M6C-1X4, DBK 150/M6C-1X8, CET 4, NET 4, MCT 4, KNL 4, KABT M4, KAT M3E, KAT M4E, KBT M4E, KBT M5E

KUT 6, KST 6WS, KULT 6, KUDF 4, KUDF 4AD, KUDDF 4, KUDDF 4A, KUDDF 4D, KUTSD 6, KUTD 10, KULTD 6, DST 6, DCF 4, DCDT 4, DSET 6, KNL 16, DSCT 6, DSCDT 6, KUPTD 6, KUPTD 6S, KUPDS 6, PAT 30, PAT 100, PAT 150, PAT 250, KUDT 6, SCT 6

OAT 6, OAT 6HV, OAT 6T, KUFH 4, KUFH 4A, KUFH 4D, OAT 6DTS, OAT 6DTS-2W

KUT 10, KULT 1, DPBB 50, DPBB 70, DPBB 120, DPBB 185N, DPBB 240, DFBK 12, DBK 3, DBK 4, DBK 5, DBK 6, DBK 8, DBK 1X2, DBK 1X4, DBK 1X8, DST 10, LPT 225, LPT 325, KNL 35, DSET 10, MCT 2.5P4, SCT 10, DMCT 2.5P4

KUT 16, KUT 25, ET 16, ET 35, KUF 10, KUF 10A, KUF 10D, DBK 150/16-1X2, DBK 150/16-1X4, DBK 150/16-1X6, DBK 150/16-1X8, DBK 150/25-1X2, DBK 150/25-1X4, DBK 150/25-1X8, DST 16, LPT 235, LPT 335, DBD 16, DBD 35, MCT 4P4, SPT 35, SPT 70

KUT 35, KUT 50, KUT 95, ET 50, KBT 100

MBT 4, UBT 2.5, UBT 4, UBTD 4, UBT 4TWIN, EBT 2.5, EBT 4, EBT 4TWIN

UBT 6, EBT 6

UBDF 4, UBDF 4A, UBDF 4D

UBT 10

Suitable For Terminal Type

KUTM 2.5, KUT 2.5

KUT 2.5N

KUT 4, KST 4UWS, KUT 4N

KUT 6, KST 6WS

KUT 10

KUT 16, KUT 25

KUT 35

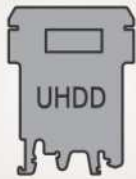
ACCESSORIES - MARKERS, GROUP MARKERS, WARNING LABELS



Snap-on Label	Suitable For Terminal Type
Label KN5.5	CSTM2.5, CST35, CATDM4, CUTM2.5, CUDD4, CUDD4S, CLTD M4
Label KN6.5	CST2.5, CST6, CST2.5WS, CST6WS, CATM3, CBTM4, CBTM5, CSTD6, CUT4, CUT6,
Label KN8	CATM4, CATM5, CBTM6, CBTM6S1, CBT100, CBTM4
Label KN10	CST10, CST16, CSLT1, CBT110, CBT170, CBT250, CBT300, CBT110T, CBT170T, CBT250T, CBT300T, CUT10
Label KN12	CST25
Label KN17	CS170, CST185


Warning Label	Suitable For Terminal Type
WL2.5	CST2.5WS, CUT4
WL4	CST2.5
WL6	CST6, CUT6
WL10	CST10, CUT10
WL16	CST16
WL25	CST25
WL35	CST35

ACCESSORIES - SUPPORT FOR PROTECTION COVER



Terminal Type	Support for Protection Cover
KUTM2.5, KUT 2.5, KUT 4, KUT4-1X2, KST 4UWS, KUT 6, KST 6WS, KUT 10, KUT 16, KUT 25, KUT 35, ET 4, ET 6, ET 10, ET 16, ET 35, KU2D 4, KU2D 4S, KULT 4, KULT 6, KULT 1, KUT 2.5N, KUT 4N, KUT 6N, KUT 10N, ETN 4, ETN 6, ETN 10, OAT 2.5, OAT 6, OAT 6T, KULTD 4, KULTD 4WS, KUDD 4CC1, KUDD4 CC2, KUDD4 D1, KUDD 4R, KUDD 4CA1, KUDD 4CA2, KUDD 4MOV, UBT 2.5, UBT 4, UBT 4 TWIN, UBT 6, UBT 10, EBT 2.5, EBT 4, EBT 6, EBT 4 TWIN, CSTM 2.5, CST 2.5, CST 6, CST 10, CST 16, CST 25, CST 35, CST 70, CST 2.5WS, CST 6WS, CSLT1, CUTM 2.5, CUT 4, CUT 6, CUT 10, CUDD 4, CUDD 4S, KPCH4, KPCH 4MC, KPCH 6, KUPDS 6, KUDT 6	UHDD
Protection cover type PCK rest on UHDD and it shrouds the entire row of terminals which are mounted on a single Din Rail making the stack completely finger safe.	

PROTECTIVE COVERS



Protective Transparent Covers are used for protection against dust.

elmex offers protective transparent covers in PVC material which are directly fitted on the Terminal Blocks with Nylon Screws. This cover is also available in cut-length apart from standard length of 300 mm for standard feed through terminal types CST 2.5, CST 6, CST 10, CUT 4, CUT 6 and CUT 10.



Protective Transparent Covers are used to cover the live parts where the contacts of the terminals do not form fully shrouded assemblies.

elmex offers Protective Transparent Covers in PVC material for Power (Bus Baar) Melamine Terminals which are directly fitted on the Barrier Plates with the help of adaptor to be fitted in the Terminal Block. These covers are available for individual terminal block only.




Protective Transparent Covers are used to cover the live parts where the contacts of the terminals do not form fully shrouded assemblies apart from providing protection against dust.

elmex offers Protective Transparent Covers in PVC material which are directly fitted on the terminal assemblies of all Stud Type Terminals. These covers are available in Cut-Length apart from standard length of 300 mm.



Protective Transparent Covers are used to cover the live parts where the contacts of the terminals do not form fully shrouded assemblies apart from providing protection against dust.

elmex offers Protective Transparent Covers in PVC material which are directly fitted on the terminal assemblies of CATD M4, CLTD M4 & KLTD M4. These covers are available in Cut-Length apart from standard length of 300 mm.




elmex also offers the protective covers in moulded Polycarbonate material which can cover 2/3 Stud Type Terminals. A notch is provided on the covers for the ease of mounting and removal from terminals.

Cover	Suitable For Terminal	Cover	Shrouds 2/3 Terminals
PCST (300 mm)	CST 2.5, CST 6, CST 10, CUT 4, CUT 6, CUT 10, KUT 4, KUT 6, KUT 10	PCCM 20	CAT M3 C(Covers 2 Terminal Block)
PCC 3 (300 mm)	CAT M3, CAT M4, CBT M4, CBT M5, CBT M6, CABT M4, KAT M3E, KAT M4E	PCCM 30	CAT M3 (Covers 3 Terminal Block)CBT M4, CBT M5 (Covers 2 Terminal Block)
PCC 3K (300 mm)	KAT M3, KAT M4, KAT M5, KBT M4, KBT M5-15, KBT M6, KABT M4, KAT M3E, KAT M4E, KBT M4E, KBT M5E	PCCM 26	CAT M4, CAT M5, CABT M4 (Covers 2 Terminal Block)
PCP 110	CBT 110, CBT 110T(Covers 1 Terminal Block)	PCCM 39	CAT M4, CAT M5, CABT M4 (Covers 2 Terminal Block)
PCP 120	DPBB 50, DPBB 70, DPBB120(Covers 1 Terminal Block)	PCCM 45K	CBT M4,CBT M5, KBT M5-15, KBT M5E (Covers 3 Terminal Block)
PCP 170	CBT 170, CBT 170T (Cover 1 Terminal Blocks)	PCCM 60	CBT M6 (Covers 3 Terminal Block)
PCP 250	CBT 250, CBT 250T, CBT 300, CBT 300T(Covers 1 Terminal Block)	PCCM 26	CATD M4, CLTD M4 (Covers 2 Terminal Block)
PCK 3 (300mm)	KUTM2.5, KUT 2.5, KUT 4, KUT 4U WS, KUT 6, KST 6WS, KUT 10, KUT 16, KUT 25, KUT 35, ET 4, ET 6, ET 10, ET 16, ET 35, KU2D 4, KU2D 4S, KULT 4, KULT 6, KULT 1, KUT 2.5N, KUT 4N, KUT 6N, KUT 10N, OAT 2.5, OAT 6, OAT 6, OAT 6DTS, OAT 6DTS-2W, KUDD 4CC1, KUDD4 CC2, KUDD4 D1, KUDD 4R, KUDD 4CA1, KUDD 4CA2, KUDD 4MOV, UBT 2.5, UBT 4, UBT 6, UBT 10, EBT 2.5, EBT 4, EBT 6, EBT 4 TWIN, CSTM 2.5, CST 2.5, CST 6, CST 10, CST 16, CST 25, CST 35, CST 70, CST 2.5WS, CST 6WS, CSLT1, ETN 4, ETN 6, ETN10, KUT 4-1X2, KPCH4, KULTD 4, KULTD 4WS, KUPDS 6, KUDT 4-2X2, OAT 6HV	PCCM 39	CATD M4, CLTD M4 (Covers 3 Terminal Block)
		PCCM 17K	KAT M3, KAT M3E (Covers 2 Terminal Block)
		PCCM 25.5K	KAT M3, KAT M3E (Covers 3 Terminal Block)
		PCCM 34K	KBT M6 (Covers 2 Terminal Block)
		PCCM 51K	KBT M6 (Covers 3 Terminal Block)
PCD 3 (300mm)	CATD M4, CLTD M4, KLTD M4	PCCM 52K	KBT 100, CBT 100 (Covers 2 Terminal Block)
PCET	CET (Covers 1 Terminal Block)	PCCM 78K	KBT 100, CBT 100 (Covers 3 Terminal Block)
		PCCM 40	CBT M6 (Covers 2 Terminal Block)
		PCCM 30K	KBT M5-15, KBT M5E (Covers 2 Terminal Block)
		PCCM 26K	KAT M4, KBT M4, KABT M4, KAT M4E, KBT M4E (Covers 2 Terminal Block)
		PCCM 39K	KAT M4, KBT M4, KABT M4, KAT M4E, KBT M4E (Covers 3 Terminal Block)

DIN Rail Mounted Relay Interface Modules

1 Changeover



Fuse At Pole


SPECIFICATION

Relay Make :	Omron, O/E/N or Equivalent	Channel	Channel	Type
Coil Voltage :	DC: 12 V,24 V,48 V,110 V,220V AC: 12 V,24 V,48 V,110 V,220V		1	RMIR122
			2	RMIR123
Contact Rating:	Voltage 230 VAC/30 VDC	Current 10Amp	4	RMIR124
			8	RMIR126
Fuse Cartridge Size :	5X20		16	RMIR247

Design Options:

- Without Socket / With Socket
- Without / With Fuse at Pole
- Without Loop / Negative Loop / Positive Loop

2 Changeover



Fuse At Pole


SPECIFICATION

Relay Make :	Omron, O/E/N or Equivalent	Channel	Channel	Type
Coil Voltage :	DC: 12 V,24 V,48 V,110 V,220V AC: 12 V,24 V,48 V,110 V,220V		1	RMIR104
			2	RMIR158
Contact Rating:	Voltage 230 VAC/30 VDC	Current 5Amp	4	RMIR105
			8	RMIR081
Fuse Cartridge Size :	5X20		16	RMIR268

Design Options:

- Without Socket / With Socket
- Without / With Fuse at Pole
- Without Loop / Negative Loop / Positive Loop

4 Changeover



Fuse At Pole

SPECIFICATION

Relay Make :	Omron, O/E/N or Equivalent	Channel	Channel	Type
Coil Voltage :	DC: 12 V,24 V,48 V,110 V,220V AC: 12 V,24 V,48 V,110 V,220V		1	RMIR177
			2	RMIR356
Contact Rating:	Voltage 230 VAC/30 VDC	Current 3Amp	4	RMIR368
			8	RMIR370
Fuse Cartridge Size :	5X20			

Design Options:

- Without Socket / With Socket
- Without / With Fuse at Pole
- Without Loop / Negative Loop / Positive Loop

Ordering Example

8 Channel 1 Changeover Relay Module with O/E/N Relays with socket for plug in type arrangement & Ground Coil Terminals are shorted/common (negative looping on Coil Side) Coil Voltage 24 VDC.

RMIR126 0 L 0 D1

Relay Make	Socket/base	Fuse At Pole	Coil Voltage
O O/E/N	O Without Socket	O Without Fuse	D0 12 VDC A0 12 VDC
T Omron	L With Socket	L With Fuse	D1 24 VDC A1 24 VDC
R Finder			D2 48 VDC A2 48 VDC
X Others (Specify)			D3 110 VDC A3 110 VDC
			D4 220 VDC A4 220 VDC

Notes:

Please specify Relay Make, Coil Voltage & required Looping at time of Ordering.

We can also provide modules with relays recommended

WE CAN PROVIDE ANY LEVEL OF CUSTOMIZATION FOR INTERFACE MODULES.

Module With Male Sub-D Connector



Module With Female Sub-D Connector



Ordering Information Sub-D Connectors

No. of Pins	Type		Dimensions LxWxH (mm)
	MALE	FEMALE	
9	RMI 9 DM	RMI 9 DF	45X77.25X64
15	RMI 15 DM	RMI 15 DF	68X77.25X64
25	RMI 25 DM	RMI 25 DF	90X77.25X64
37	RMI 37 DM	RMI 37 DF	112X77.25X64
50	RMI 50 DM	RMI 50 DF	56X77.25X64

WE CAN ALSO PROVIDE RIGHT ANGLED SUB-D CONNECTORS WITH THE ABOVE CONFIGURATION

RATING

WIRE RANGE	CURRENT	VOLTAGE
0.5-2.5 SQ.mm 22-14 AWG	1.5 AMPS	250 VAC

Standard Module With IDC Connector




Matrix Facility Module With IDC Connector



Ordering Information IDC/FRC (header) Connectors

No. of Pins	Type		Dimensions LxWxH (mm)
	MALE	FEMALE	
10	RMI 10 I	RMI 10 IM	45X77.25X64
14	RMI 14 I	RMI 14 IM	68X77.25X64
16	RMI 16 I	RMI 16 IM	68X77.25X64
20	RMI 20 I	RMI 20 IM	90X77.25X64
26	RMI 26 I	RMI 26 IM	90X77.25X64
34	RMI 34 I	RMI 34 IM	112X77.25X64
40	RMI 40 I	RMI 40 IM	135X77.25X64
50	RMI 50 I	RMI 50 IM	156X77.25X64
64	RMI 64 I	RMI 64 IM	179X77.25X64



**1 Changeover Electromechanical
6.2 mm Relay Terminal Unit**




Base Unit	SR 24 V ADC 1 CO	SR 240 V ADC 1 CO
Pitch (in mm)	6.2	
Dimensions (Height X Width)(in mm)	91.5 X 88.2	
Connection Possibility	2.5 Sq. mm.	
Screw Size	M 2.6	
Torque	0.4 Nm	

Relay Actuation Data		
Nominal Voltage(Vn) to actuate	24 V DC/AC	220 V DC/AC
Nominal Current(In) to actuate	10 mA	15 mA

Contact Data		
Contact Rating	6 A, 250 VAC / 30 VDC	
Compatible Contact Arrangement	1 FORM A, 1 FORM C	

**2 Changeover Electromechanical
6.2 mm Relay Terminal Unit**



Base Unit	SR 24 V ADC 2 CO	SR 240 V ADC 2 CO
Pitch (in mm)	14.5	
Dimensions (Height X Width)(in mm)	91.5 X 88.2	
Connection Possibility	2.5 Sq. mm.	
Screw Size	M 2.6	
Torque	0.4 Nm	

Relay Actuation Data		
Nominal Voltage(Vn) to actuate	24 V DC/AC	220 V DC/AC
Nominal Current(In) to actuate	25 mA	15 mA

Contact Data		
Contact Rating	2X6 A, 250 VAC/ 30 VDC	
Compatible Contact Arrangement	2 FORM A, 2 FORM C	

**Solid State
6.2 mm Relay Terminal Unit**



Base Unit	SR 24 V DD 24 SSR	SR 24 V DA 24 SSR
Pitch (in mm)	6.2	
Dimensions (Height X Width)(in mm)	91.5 X 88.2	
Connection Possibility	2.5 Sq. mm.	
Screw Size	M 2.6	
Torque	0.4 Nm	

Relay Actuation Data		
Input Control Voltage	3 - 32 VDC	3 - 32 VDC
Input Control Supply Current	12 mA	12 mA

Contact Data		
Rated Voltage	5 - 100 VDC	24 - 280 VAC
Rated Current	2 A @ 55°C	2 A @ 55°C



Photovoltaic Solar Connector EMPV4



Photovoltaic Solar Branch Connector



EBPV4F



EBPV4M

Photovoltaic Solar Panel Connector



EMPVPCF4


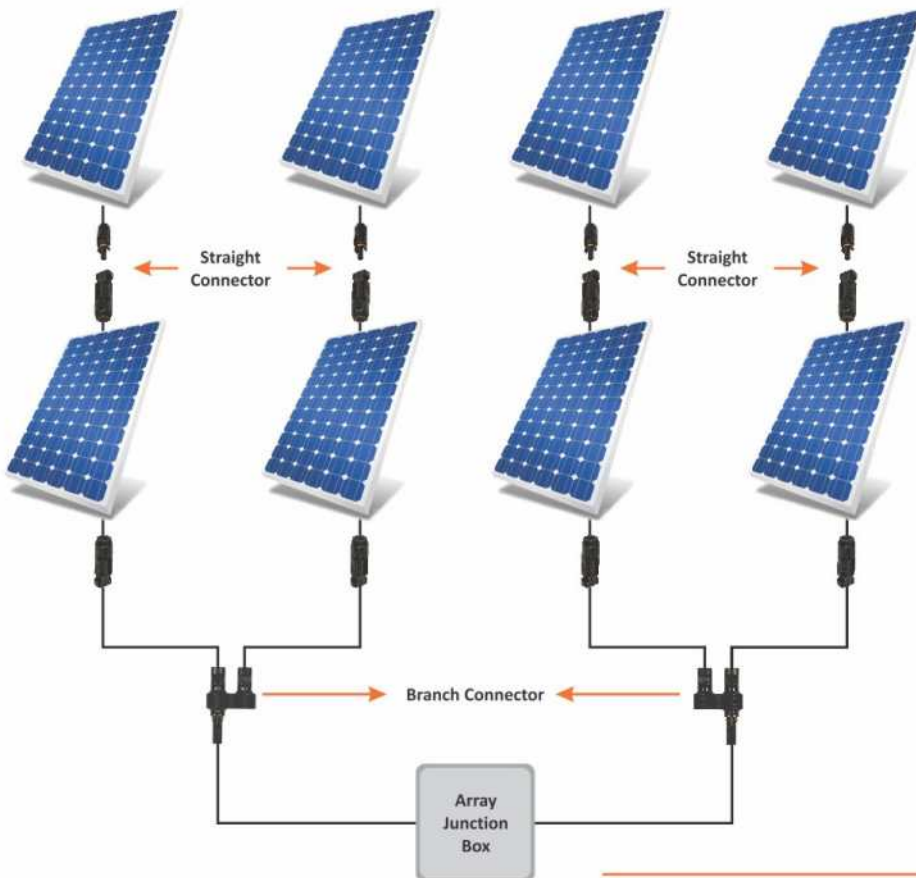


EMPVPCM4

Junction Box For Street Light Application



SOLAR PHOTOVOLTAIC CONNECTION DIAGRAM





Elmex Controls Pvt. Ltd.
Elmex Electric Pvt. Ltd.

12, GIDC Estate, Makarpura Road, Vadodara 390 010, India.
Telephones: +91-265-2642021, 2642023 ♦ Facsimile: +91-265-2638646
e-mail: marketing@elmex.net ♦ URL: www.elmex.net

